

Switched-On Gives Students Wings to
Soar at Eagle Nest Christian Academy

Switched-On Gives Students Wings to Soar at Eagle Nest Christian Academy

PROFILE

SCHOOL

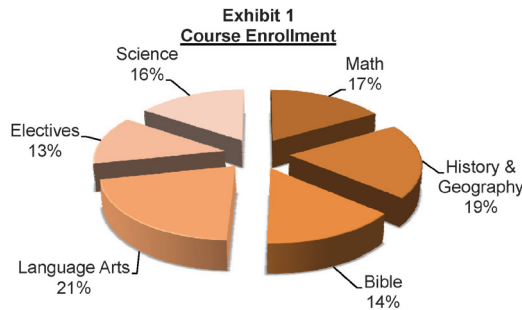
Name: Eagle Nest Christian Academy
 Location: Panama City, Florida
 Location Type: Small city
 Total School Enrollment: 74 students¹

SWITCHED-ON ONLINE

Enrollment: 35 students²
 Grades Using Switched-On Online: 3 through 12
 Period Examined: 2009-10 academic year

ENROLLMENT

The following exhibit illustrates Switched-On Online course enrollment, by subject area, for the 2009-10 academic year.



Core Courses*: 93%
 Electives**: 13%

* Core courses consist of a unique course scope and sequence among the following disciplines: math, science, language arts, history & geography, and Bible.
 ** Electives consist of any course not listed in the core course unique scope and sequence but may include courses within the core academic disciplines.
 Source: Switched-On Online, 2009-10, semester I.

BACKGROUND

SCHOOL OVERVIEW

Eagle Nest Christian Academy, located in Panama City, Florida, began operations in 2007. The academy provides an academically rigorous program that is in accordance with the requisites of the State of Florida. The ultimate goal of Eagle Nest Christian Academy is to provide a Bible-based learning environment that glorifies God and leads students to Christ. From its onset, the academy has chosen to use products from Alpha Omega Publications (AOP), including Switched-On® products primarily for older students and Horizons and LIFEPAK® primarily for younger students.³ School administrators transitioned from Switched-On Schoolhouse® to Switched-On Online at the beginning of the 2009-10 academic year in order to provide additional flexibility for its students. Eagle Nest Christian Academy specializes in a variety of educational niches including homeschoolers, international students, and at-risk youth. teacher satisfaction with the curriculum.

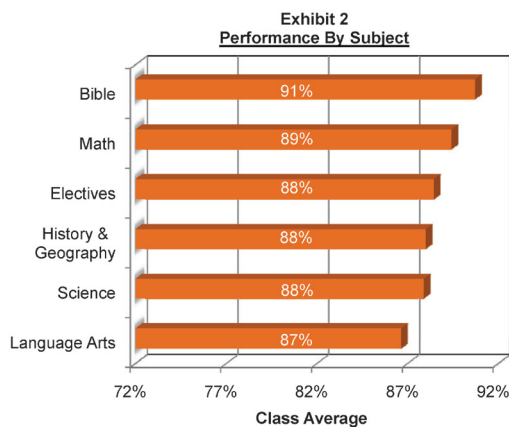
As shown in Exhibit 1 above, 87 percent of all course enrollments were for core courses, while 13 percent of course enrollments were for electives. It should be noted, however, that elective courses may contain courses within the core-course disciplines, but that themselves are not considered core courses. For example, Pre-algebra is an elective although it falls within the core discipline of math.

RESULTS

The following section evaluates the efficacy of Switched-On Online by examining student performance, college attainment, standardized tests, and teacher/student satisfaction.

STUDENT PERFORMANCE

Exhibit 2 depicts the average course grade by discipline. However, please note that the averages shown below span grade levels three through 12.



Source: Switched-On Online, 2009-10, semester I.

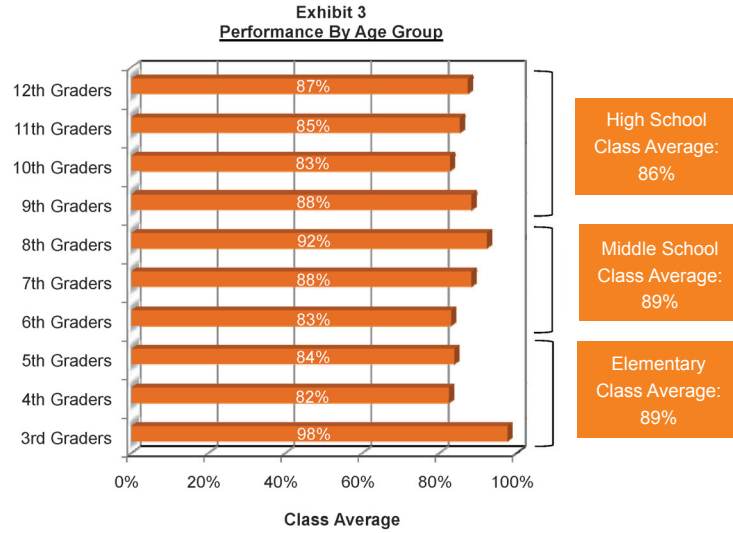
¹ Eagle Nest Christian School had an enrollment of 74 students for the 2009-10 regular academic year.
² Eagle Nest Christian Academy has a total student enrollment of 74 students. Of the 74 students, 35 use Switched-On Online.
³ Approximately 60 percent of the student body has learning difficulties (ex: ADHD, autism, dyslexia, etc.). These students use Wilson Reading System® in conjunction with AOP products.

“ My favorite thing about Switched-On Online is that you are not on a schedule and can move at your own speed. ”

Student,
Eagle Nest Christian Academy

As shown in the exhibit on the previous page, class averages ranged from a low of 87 percent (B+) for language arts courses, to a high of 91 percent (A-) for Bible courses. When averaging all student grades among all academic disciplines, the class average was 88 percent (B+).

Exhibit 3 below depicts the average grade by age group.



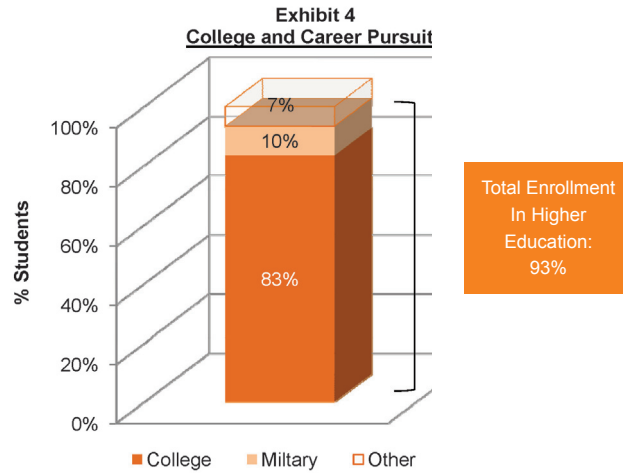
Note: Excludes electives.

Source: Switched-On Online, 2009-10, semester I.

As shown in the exhibit above, there was little variation in performance among the respective age groups. However, at 98 percent, third graders performed better than their older counterparts did. Elementary students and middle school students earned group averages of 89 percent, while high school students earned a group average of 86 percent.

COLLEGE AND VOCATIONAL ATTAINMENT

Exhibit 4 illustrates college and vocational attainment of graduates from Eagle Nest Christian Academy.



Note: Figures shown above represent total figures since school's opening in 2007.

Source: Eagle Nest Christian Academy.

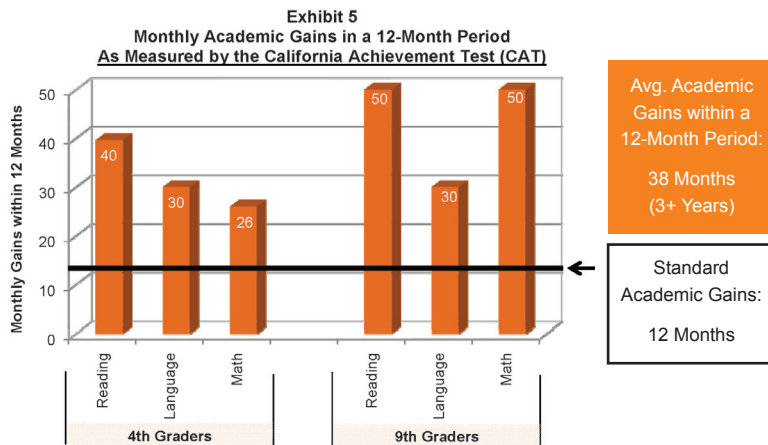
As shown in the exhibit above, 93 percent of Eagle Nest Christian Academy graduates continue on to college or to another vocational program such as the military. Specifically, 83 percent of graduates attend college, while 10 percent attend vocational programs.

“ The real value of Switched-On and AOP material is that we’re able to take kids who would not pass in the public school, and not only do they pass and get a diploma here, but many of them go on to college. That’s the big thing. ”

Doug Boucher, Administrator,
Eagle Nest Christian Academy

STANDARDIZED TESTS PERFORMANCE

Exhibit 5 presents academic gains made within a 12-month period, as measured by the California Achievement Test (CAT). The CAT is a standardized test designed to measure content mastery in mathematics, reading, and language arts, and is required of all students at Eagle Nest Christian Academy.



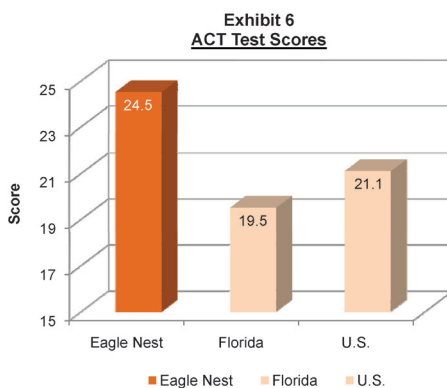
Note: Results shown above are for Eagle Nest Christian Academy’s special education students.
Source: California Achievement Test (CAT), 2007 & 2008.

As shown in exhibit 5, students at Eagle Nest Christian Academy experienced significant academic gains within a 12-month period. For example, in 2007, fourth graders were learning at approximately a third grade level, as measured by the CAT. The following year (2008), the fourth grade student body (that, after 2007, transitioned to fifth grade) was learning at well above a fifth grade level. Stated differently, fourth graders at Eagle Nest Christian Academy averaged 32 months of academic gain within a 12-month period.

Ninth graders experienced significant academic gains as well. As shown in Exhibit 5, students learned four times the status quo (50 months versus 12 months, respectively) in reading and math, and 2.5 times the status quo in language (30 months versus 12 months, respectively).

When averaging the student gains in Exhibit 5, students were able to learn approximately three years of schooling within one academic year. This figure is especially telling, given that these students were special education students.

Exhibit 6 presents student performance on the ACT. The ACT, formerly known as American College Testing, measures student knowledge in four key subject areas: English, math, reading, and science. Exam scores are a critical admissions determinant at many American colleges and universities. Participation in the ACT is optional for Eagle Nest Christian Academy students.



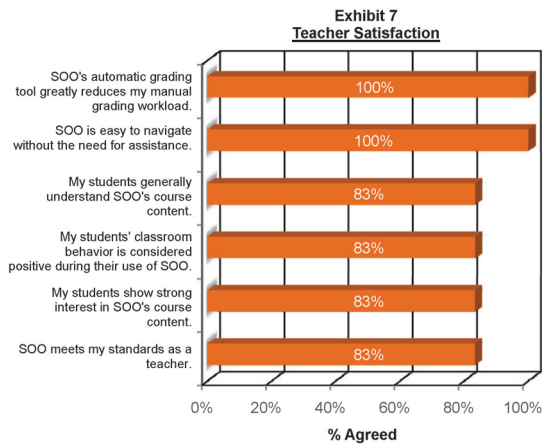
Source: ACT, 2009.

As shown in Exhibit 6, Eagle Nest Christian Academy students outperformed their state and country counterparts on the ACT test. Specifically, when averaging the performance of Florida and the U.S., Eagle Nest Christian Academy students scored 21 percent higher than these two counterparts did.

TEACHER AND STUDENT SATISFACTION

In order to gauge satisfaction with Switched-On Online, both teachers and students were asked to complete surveys.

Exhibit 7 depicts the results of the teacher satisfaction survey.

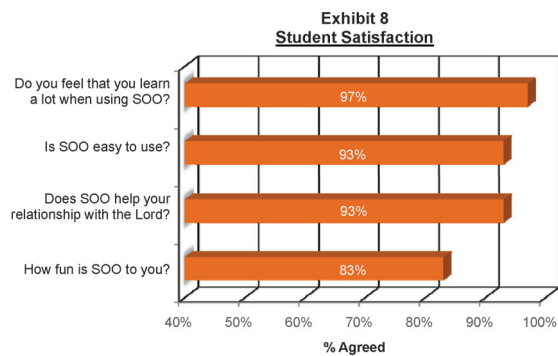


Note: Percentages shown above reflect respondents who either "agreed" or "strongly agreed" with the respective statements. "SOO" denotes Switched-On Online.

Source: Eagle Nest Christian Academy, 2010.

As shown in Exhibit 7, all teachers surveyed feel that Switched-On Online's automatic grading tool greatly reduces their manual grading workload. They all also agree that the software is easy to navigate without the need for additional assistance. A large majority of respondents (83 percent) feel that Switched-On Online meets their standards as a teacher. The same percentage of respondents feel that students behave well when using Switched-On Online, and that students both understand and take an interest in the software's course content.

Exhibit 8 depicts the results of the student satisfaction survey.



Note: Percentages shown above reflect respondents who selected either "a lot" or "a little".

"SOO" denotes Switched-On Online.

Source: Eagle Nest Christian Academy, 2010.

As shown in the exhibit above, student satisfaction with Switched-On Online is positive in a variety of issues. Specifically, 97 percent of students surveyed feel that they learn a lot when using Switched-On Online. Fully 93 percent of student respondents feel that Switched-On Online is easy to use and helps their relationship with the Lord. Eighty-three percent of students surveyed feel that Switched-On Online is fun.

CONCLUSION

When it comes to student performance, Eagle Nest Christian Academy soars above many comparable schools across the country. While national education trends indicate that many students who complete high school are not ready for college or a career, 93 percent of Eagle Nest graduates successfully advance into college or another vocational program. While using Switched-On curriculum, the average student at this Christian academy earns a B+ in his courses, making him more than adequately prepared to further his education.

Standardized test performance indicates that Eagle Nest students using Switched-On showed remarkable mastery gains over a one year period. Eagle Nest students averaged a three-year gain in their level of mastery in a one year period.

Switched-On curriculum also earns high marks at Eagle Nest. When asked to gauge their satisfaction with this online program, both teachers and students feel overwhelmingly positive.

When combined with great teachers and a learning environment conducive to student success, Switched-On gives students and teachers the tools they need to support academic achievement. Students have 24-7 access to engaging, self-paced curriculum; teachers have powerful tools to manage their day-to-day classrooms; administrators get relevant information to make data-driven decisions; and parents have peace of mind knowing their child is receiving a top-tier Bible-based education. Come see why so many schools choose Switched-On!