Horizons

Preschool

Book 1

Lessons 1–90

Author:
Alan Christopherson

Graphic Design:
Jennifer Davis

Illustration:
Keith Piccolo

Original Interlock Curriculum by
Rebecca L. Avery

Alpha Omega Publications, Inc. • Rock Rapids, IA
Permission to print copies of this PDF is given only to those who have purchased the materials and are awaiting the arrival of a shipment.
The printed copies and this PDF may not be sold or redistributed.

Horizons Preschool, Book 1
© MMVII by Alpha Omega Publications, Inc.
804 N. 2nd Ave. E., Rock Rapids, IA 51246-1759
All rights reserved.

A Horizons Preschool Student Book should be purchased for each student, whether in the Christian School classroom or in the Homeschool. In the classroom setting, always order one extra for the teacher so that you have copies of everything to reference. Students will take home the pages of the Student Book throughout the year.

The materials within this book are protected by the copyright laws of the United States. No part of this publication may be reproduced, stored in an electronic retrieval system, or transmitted in any form by any means—electronic, mechanical, photocopy, recording or otherwise—without the prior written permission of Alpha Omega Publications, Inc. Brief quotations may be used in literary review.

You may use whatever Bible version your family studies. The Horizons Preschool uses the KJV King James Version and the NIV New International Version of the Bible. Scripture is taken from the HOLY BIBLE, NEW INTERNATIONAL VERSION® Copyright ©1973, 1978, 1984 by International Bible Society. Used by permission of Zondervan. All rights reserved.

Printed in the United States of America

ISBN 978-0-7403-1447-6
Permission to print copies of this PDF is given only to those who have purchased the materials and are awaiting the arrival of a shipment.
The printed copies and this PDF may not be sold or redistributed.

Name _____

Lesson 1 Phonics

Trace the letters A and a with your finger. Can you see the letters Aa at the beginning of the words apple, armadillo, ax, ant, ape, and alligator?

Apple
apple

Armadillo
armadillo



Ape
ape



Ax
ax

Aa

Ant
ant

Ark
ark

Alligator
alligator

Permission to print copies of this PDF is given only to those who have purchased the materials and are awaiting the arrival of a shipment.
The printed copies and this PDF may not be sold or redistributed.

Lesson 1 Math

Identify the pictures and count the number in each group. Trace the lines to match the ones that are the same.



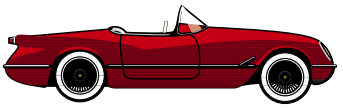

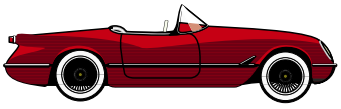



Permission to print copies of this PDF is given only to those who have purchased the materials and are awaiting the arrival of a shipment.
The printed copies and this PDF may not be sold or redistributed.

Name _____

Lesson 2 Math

Cut out the numbers. Count each group and paste the correct number in the square.



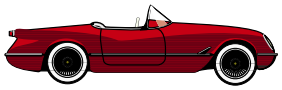

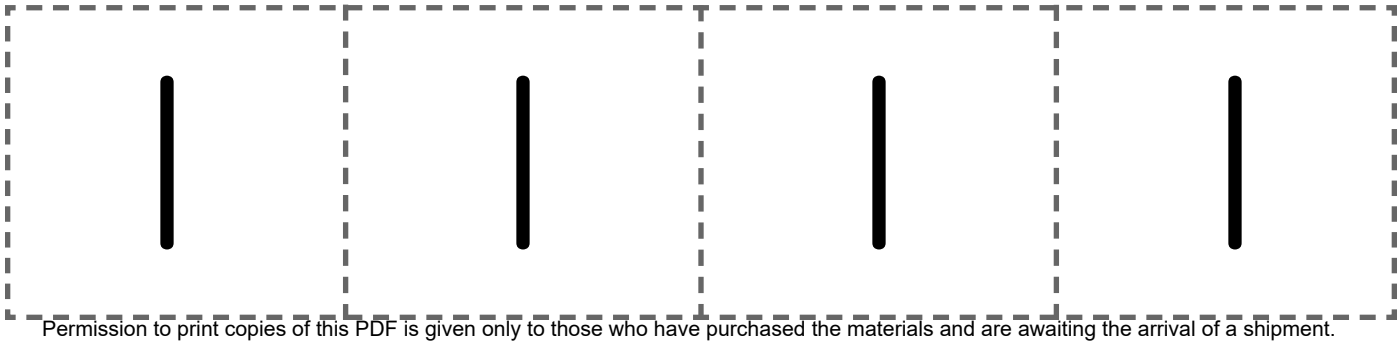

Permission to print copies of this PDF is given only to those who have purchased the materials and are awaiting the arrival of a shipment.
The printed copies and this PDF may not be sold or redistributed.

Lesson 2 Arts & Crafts

Find the path in the maze from the uppercase letter **A** to the lowercase letter **a**.

Letter Aa

Apple

apple

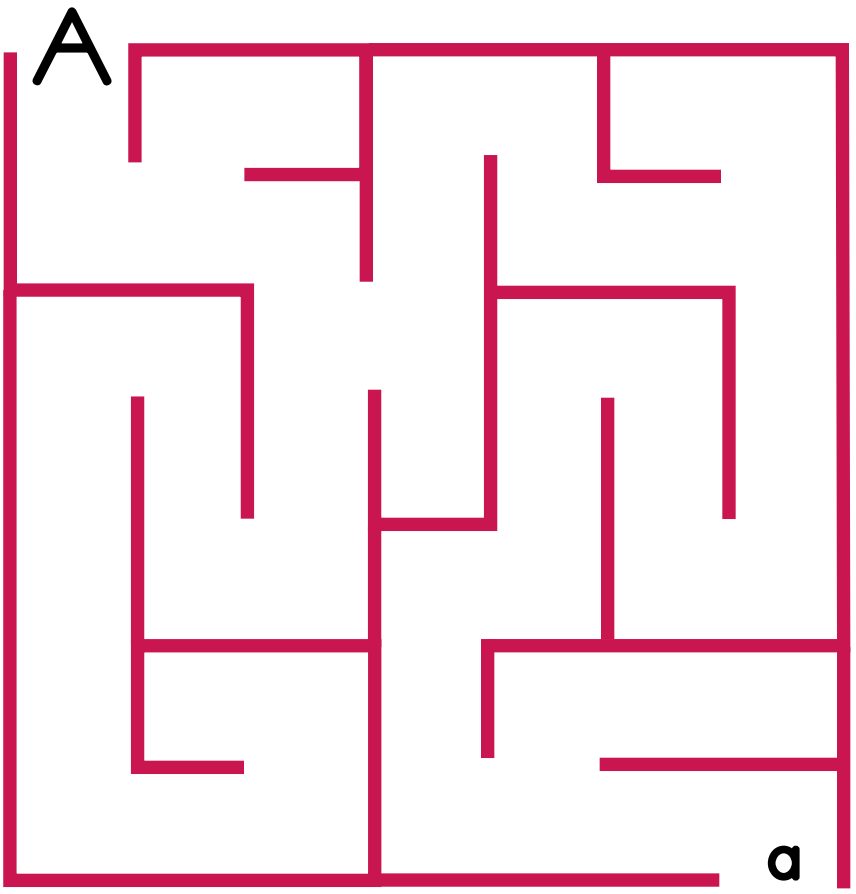

Permission to print copies of this PDF is given only to those who have purchased the materials and are awaiting the arrival of a shipment.
The printed copies and this PDF may not be sold or redistributed.

Cut out the items and glue them on a sheet of white construction paper as illustrated by the sample. Draw in the arms and face for the 1 lady. Glue glitter on the lamp flame. Glue toothpicks and yarn on the drawing to make the broom.



Sample





Permission to print copies of this PDF is given only to those who have purchased the materials and are awaiting the arrival of a shipment.
The printed copies and this PDF may not be sold or redistributed.

Permission to print copies of this PDF is given only to those who have purchased the materials and are awaiting the arrival of a shipment.
The printed copies and this PDF may not be sold or redistributed.

Color the things that God and Jesus created.
Use your scissors to cut them out.
Paste them on a piece of heavy paper.



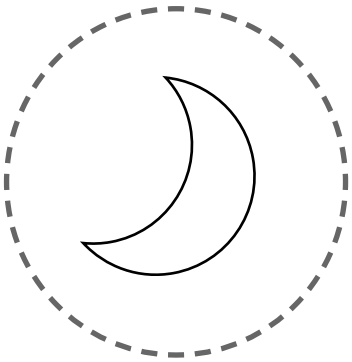







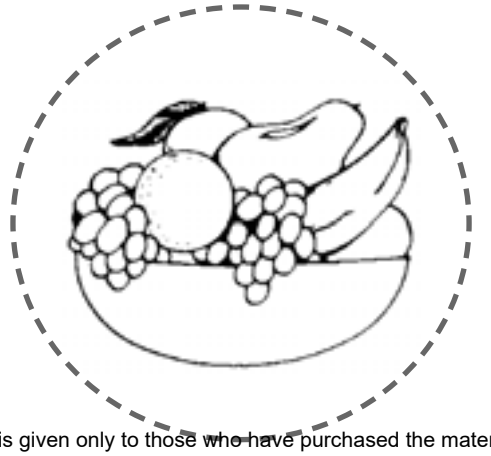

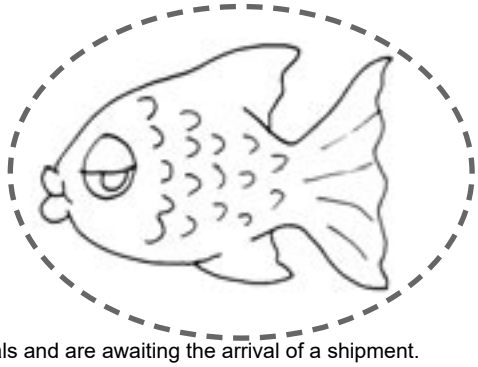

Permission to print copies of this PDF is given only to those who have purchased the materials and are awaiting the arrival of a shipment.
The printed copies and this PDF may not be sold or redistributed.

Permission to print copies of this PDF is given only to those who have purchased the materials and are awaiting the arrival of a shipment.
The printed copies and this PDF may not be sold or redistributed.

Name _____

Lesson 3

Homework

Students: With the help of your parent, draw a simple picture of the place where you live. Bring it back to school tomorrow.

Parents: Let the child have fun. Don't expect perfection. Be sure that the homework is returned to class tomorrow.

Permission to print copies of this PDF is given only to those who have purchased the materials and are awaiting the arrival of a shipment.
The printed copies and this PDF may not be sold or redistributed.

Permission to print copies of this PDF is given only to those who have purchased the materials and are awaiting the arrival of a shipment.
The printed copies and this PDF may not be sold or redistributed.

Name _____

Lesson 3
Shapes

Trace the triangle with a red, blue, or green crayon. You may color the triangle.

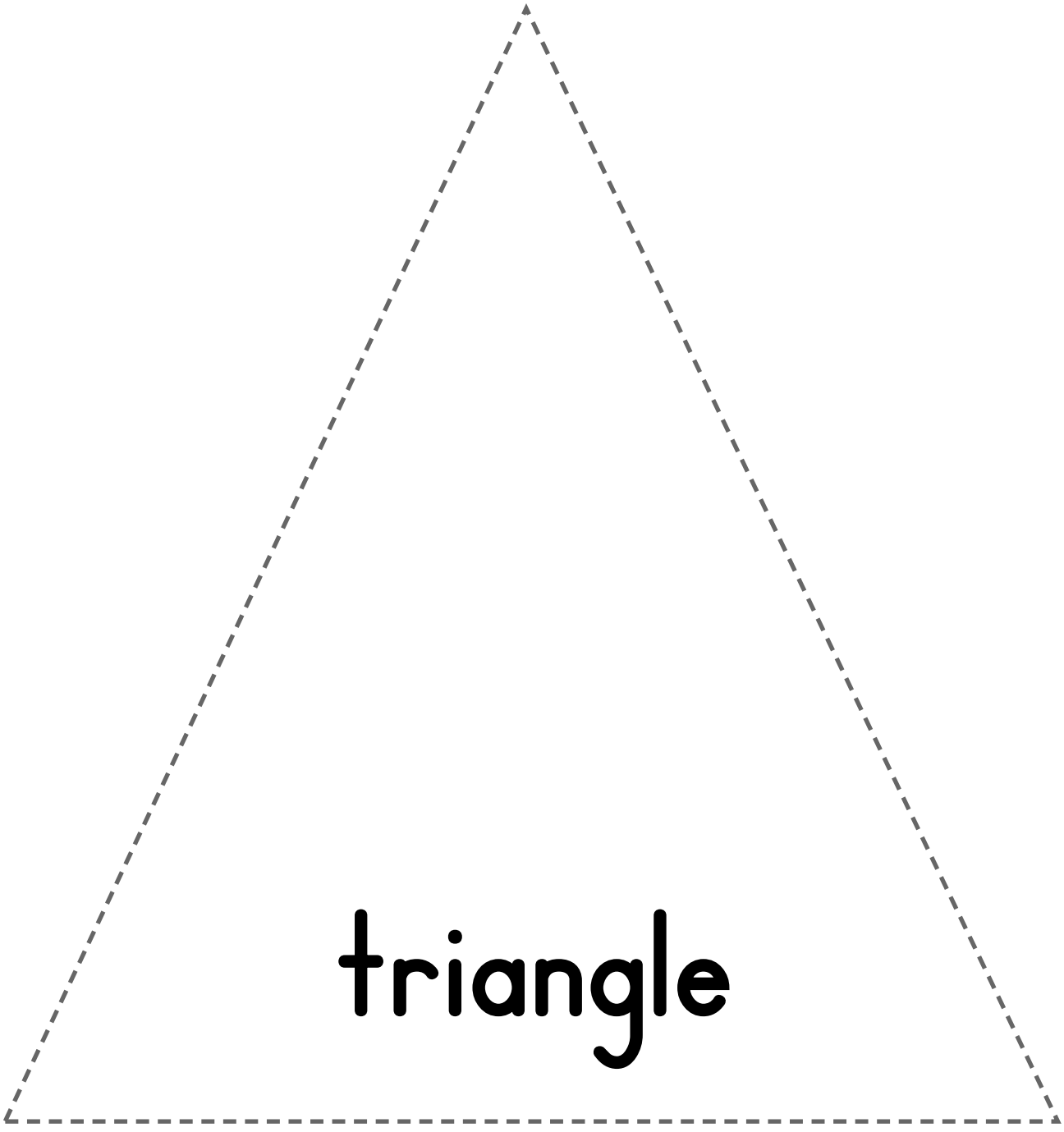

Permission to print copies of this PDF is given only to those who have purchased the materials and are awaiting the arrival of a shipment.
The printed copies and this PDF may not be sold or redistributed.

Lesson 3 Math

Count each group. Circle the correct number under each picture.







Permission to print copies of this PDF is given only to those who have purchased the materials and are awaiting the arrival of a shipment.
The printed copies and this PDF may not be sold or redistributed.

Name _____

Lesson 3
Arts & Crafts

Color the picture of Heaven.



Permission to print copies of this PDF is given only to those who have purchased the materials and are awaiting the arrival of a shipment.
The printed copies and this PDF may not be sold or redistributed.

Lesson 4 Phonics

Trace the letters A and a with your finger. Can you see the letters Aa at the beginning of the words anteater, antelope, armadillo, agouti, and addax?

Aa Bb Cc Dd Ee Ff Gg Hh Ii Jj Kk Ll Mm Nn Oo Pp Qq Rr Ss Tt Uu Vv Ww Xx Yy Zz

A a

Anteater
anteater

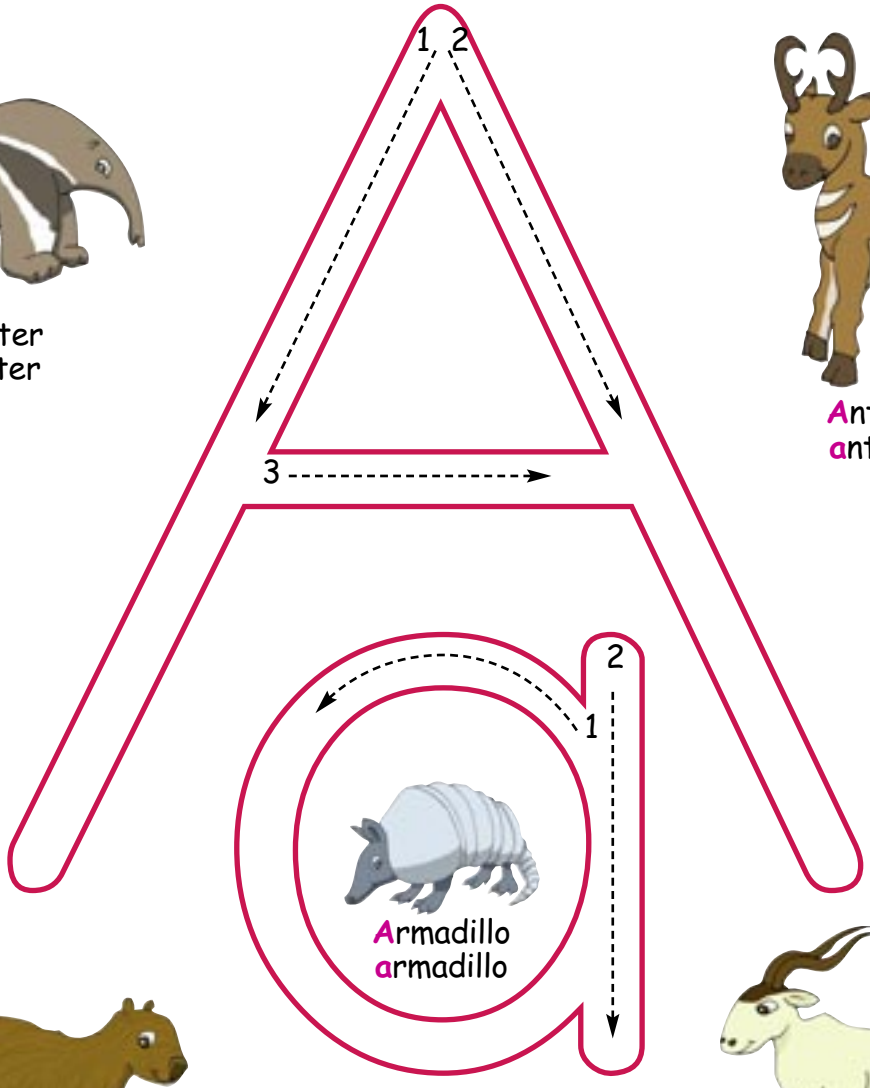

Antelope
antelope

Armadillo
armadillo

Agouti
agouti

Addax
addax

Permission to print copies of this PDF is given only to those who have purchased the materials and are awaiting the arrival of a shipment.
The printed copies and this PDF may not be sold or redistributed.

Trace and color the triangles red and then cut them out.

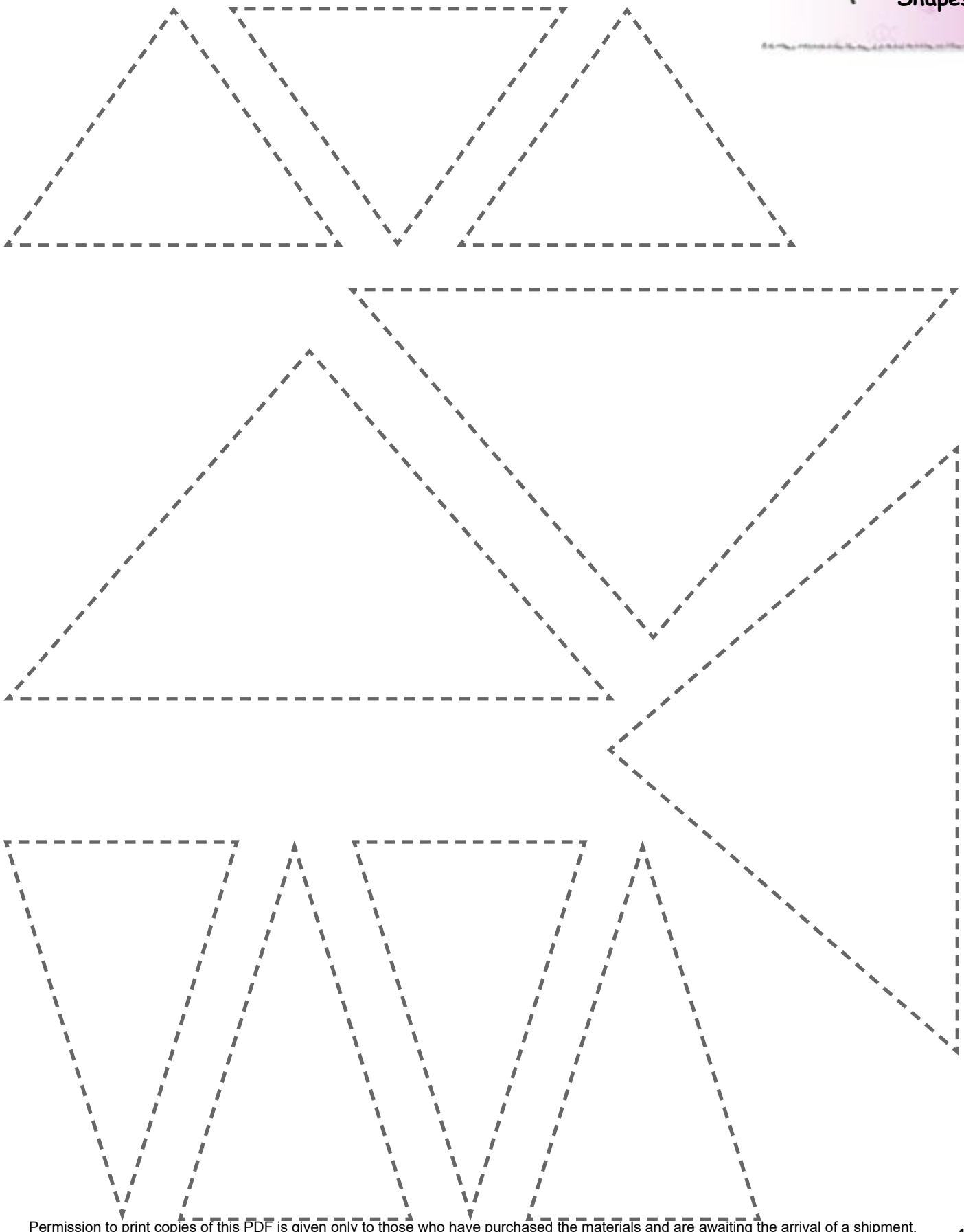

Permission to print copies of this PDF is given only to those who have purchased the materials and are awaiting the arrival of a shipment.
The printed copies and this PDF may not be sold or redistributed.

Permission to print copies of this PDF is given only to those who have purchased the materials and are awaiting the arrival of a shipment.
The printed copies and this PDF may not be sold or redistributed.

Name _____

Lesson 4

Math

Count each group. Trace the lines to the correct number.

Permission to print copies of this PDF is given only to those who have purchased the materials and are awaiting the arrival of a shipment.
The printed copies and this PDF may not be sold or redistributed.

Lesson 5 Phonics

Trace the letters B and b with your finger. Can you see the letters Bb at the beginning of the words bee, bat, ball, beaver, badger, and bear?

Bee
bee

Bat
bat

Bb

Ball
ball

Beaver
beaver

Badger
badger

Bear
bear

Permission to print copies of this PDF is given only to those who have purchased the materials and are awaiting the arrival of a shipment.
The printed copies and this PDF may not be sold or redistributed.

Trace and color the triangles blue and then cut them out.

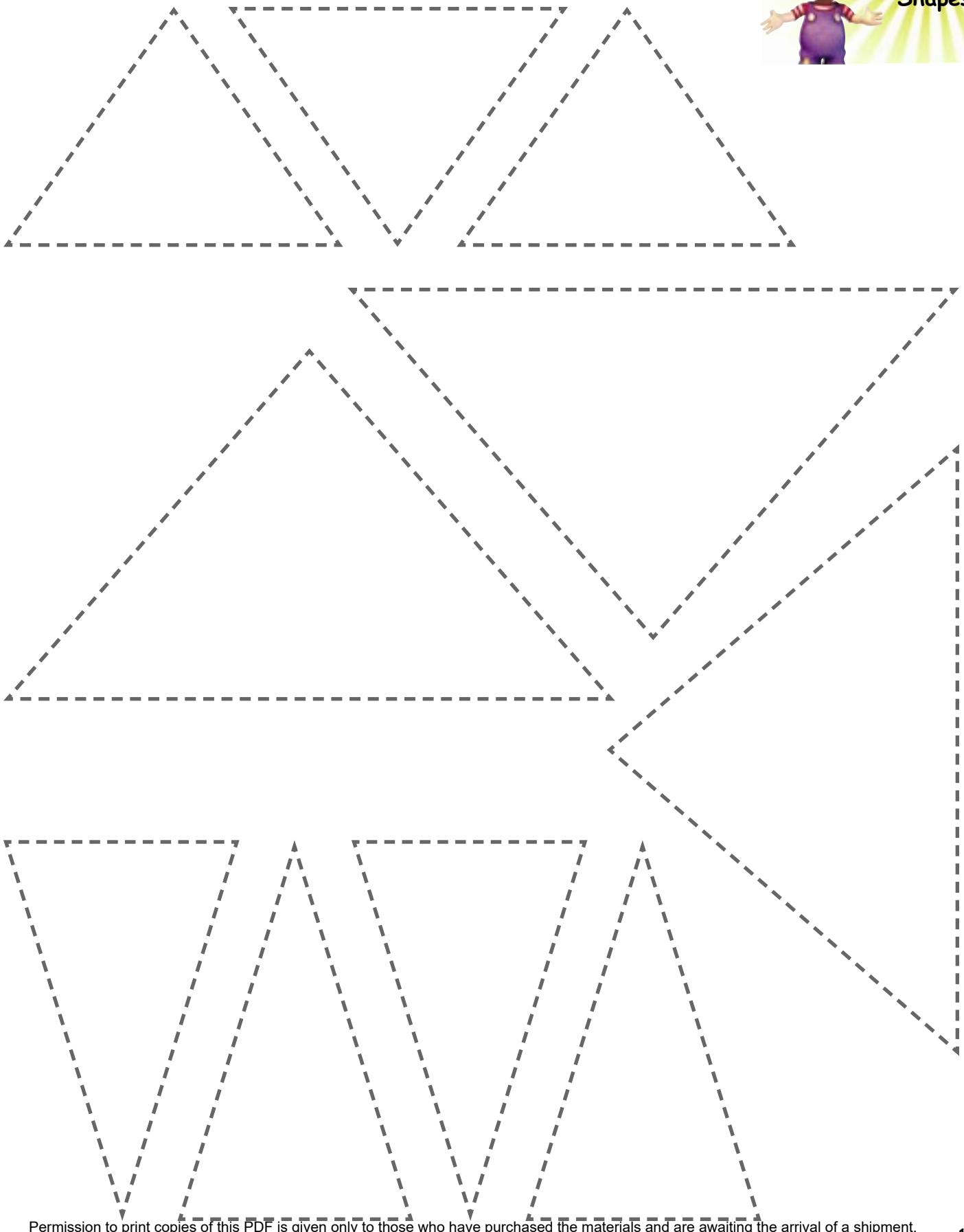

Permission to print copies of this PDF is given only to those who have purchased the materials and are awaiting the arrival of a shipment.
The printed copies and this PDF may not be sold or redistributed.

Permission to print copies of this PDF is given only to those who have purchased the materials and are awaiting the arrival of a shipment.
The printed copies and this PDF may not be sold or redistributed.

Name _____

Lesson 5
Math

Use your finger to trace the large number 1. Count the animals and use a pencil to trace the numbers on the lines.

1 2 3 4 5 6 7 8 9 10 11 12

Permission to print copies of this PDF is given only to those who have purchased the materials and are awaiting the arrival of a shipment.
The printed copies and this PDF may not be sold or redistributed.

Lesson 6 Math

Count each group. Trace the lines to match the ones that have the same number.

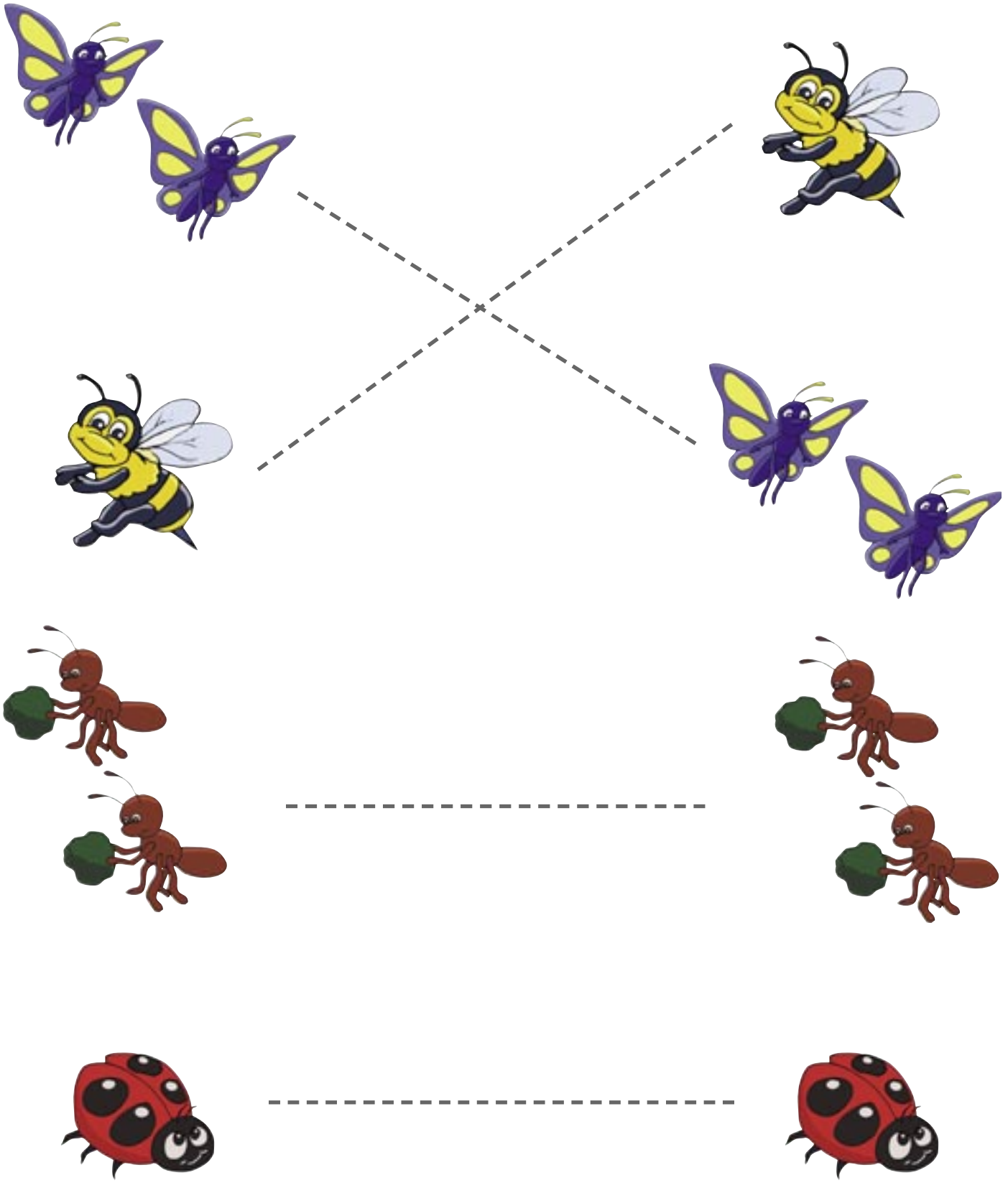

Permission to print copies of this PDF is given only to those who have purchased the materials and are awaiting the arrival of a shipment.
The printed copies and this PDF may not be sold or redistributed.

Trace and color the triangles green and then cut them out.

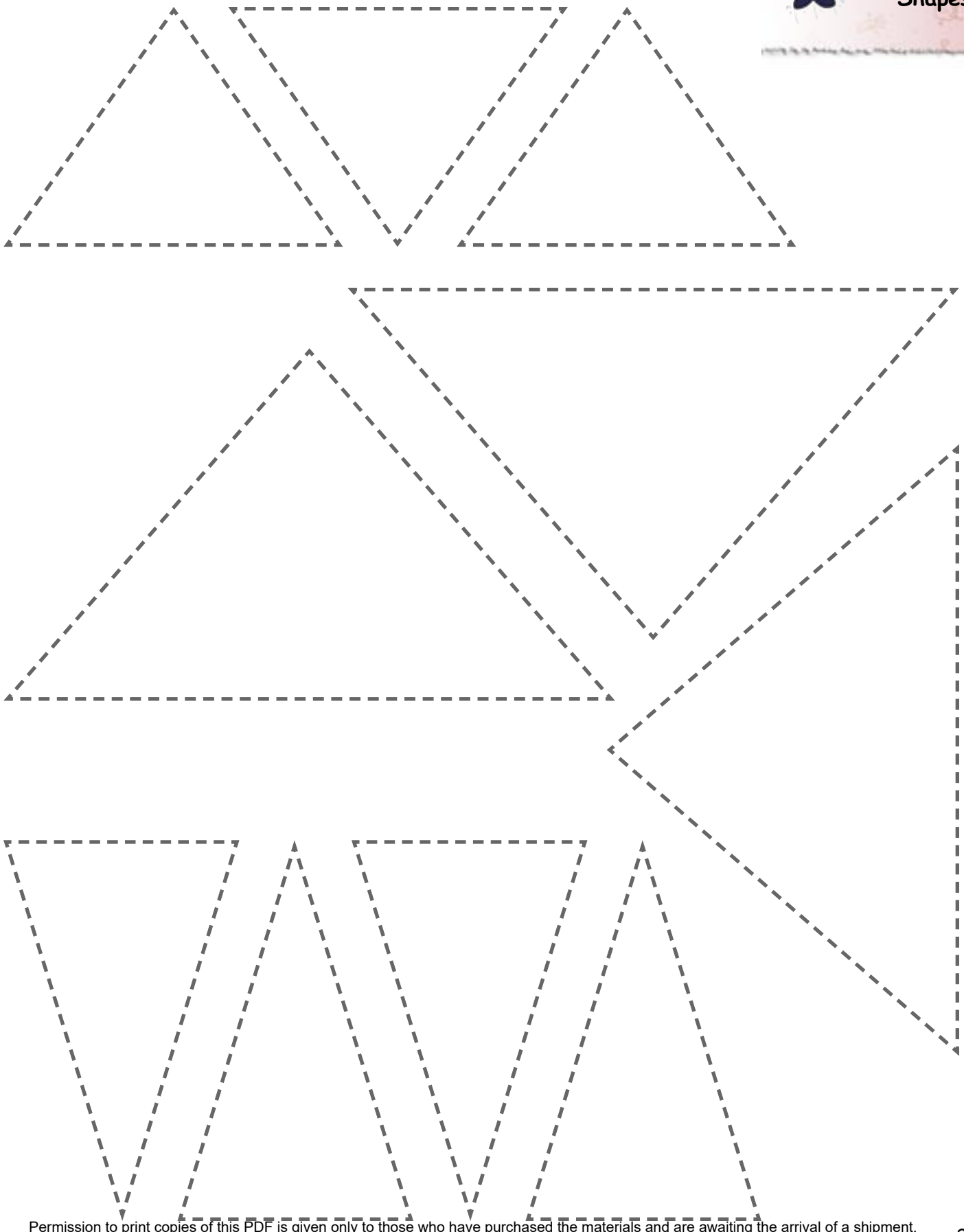

Permission to print copies of this PDF is given only to those who have purchased the materials and are awaiting the arrival of a shipment.
The printed copies and this PDF may not be sold or redistributed.

Permission to print copies of this PDF is given only to those who have purchased the materials and are awaiting the arrival of a shipment.
The printed copies and this PDF may not be sold or redistributed.

Name _____

Lesson 7
Phonics

Trace the letters **B** and **b** with your finger. Can you see the letters **Bb** at the beginning of the words **buffalo**, **bongo**, **butterfly**, and **bee**?

Aa **Bb** Cc Dd Ee Ff Gg Hh Ii Jj Kk Ll Mm Nn Oo Pp Qq Rr Ss Tt Uu Vv Ww Xx Yy Zz

B b B b



Permission to print copies of this PDF is given only to those who have purchased the materials and are awaiting the arrival of a shipment.
The printed copies and this PDF may not be sold or redistributed.

Lesson 7 Homework

Students: With your parents' help, do a chore tonight. Help with dinner, help with the dishes, fold some laundry… do something to help your parents. Then draw a picture of yourself doing the chore. Bring it back to class tomorrow.

Parents: Your student should be learning to do regular chores. This might be a good time to start a daily chore, one that the student is capable of doing alone.

Permission to print copies of this PDF is given only to those who have purchased the materials and are awaiting the arrival of a shipment.
The printed copies and this PDF may not be sold or redistributed.

Cut out the numbers. Count each group and paste the correct number in the box.

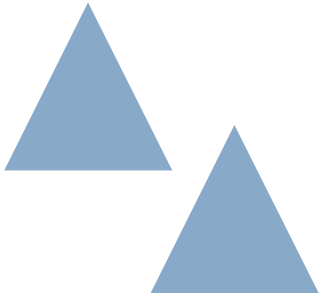



1 2 1 2

Permission to print copies of this PDF is given only to those who have purchased the materials and are awaiting the arrival of a shipment.
The printed copies and this PDF may not be sold or redistributed.

Lesson 7 Shapes

Color, cut out, and paste the triangles on the hats.

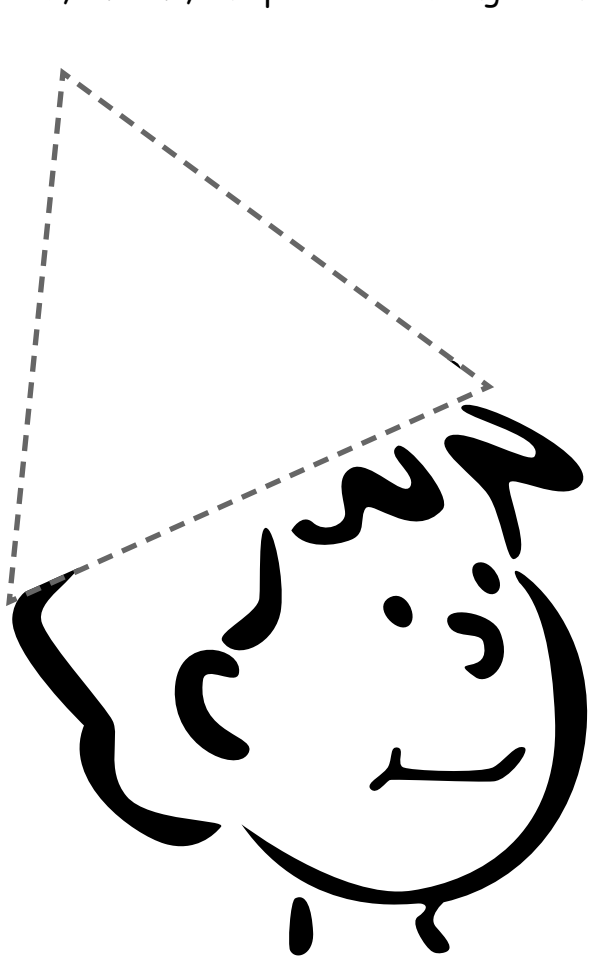





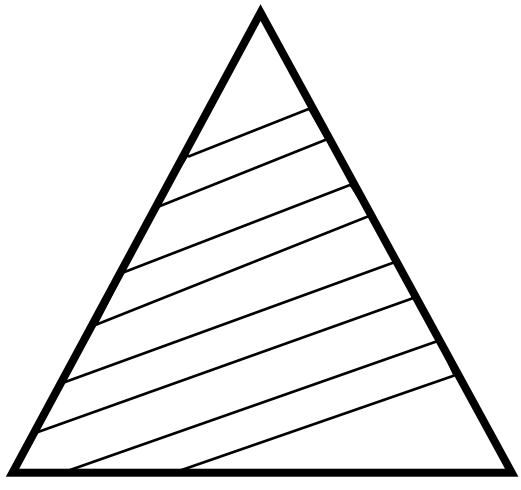

Permission to print copies of this PDF is given only to those who have purchased the materials and are awaiting the arrival of a shipment.
The printed copies and this PDF may not be sold or redistributed.

Cut out the items and glue them on a sheet of white construction paper as illustrated by the sample. Draw in the arms and faces for the 2 boys. Draw a tent in the background and sand under the numbers.

Sample



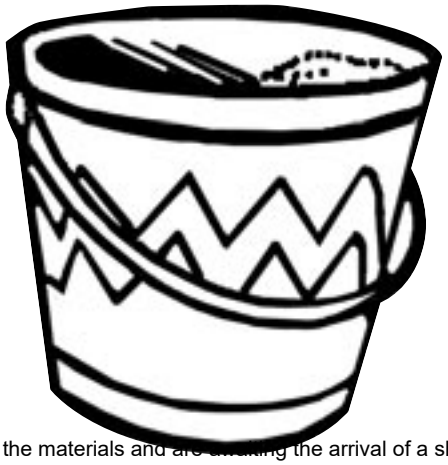

d the materials and are awaiting the arrival of a shipment.
The printed copies and this PDF may not be sold or redistributed.

Permission to print copies of this PDF is given only to those who have purchased the materials and are awaiting the arrival of a shipment.
The printed copies and this PDF may not be sold or redistributed.

Name _____

Trace the letters C and c with your finger. Can you see the letters Cc at the beginning of the words coyote, crab, cat, caterpillar, and camel?

Coyote
coyote

Crab
crab

Cc

Cat
cat



Caterpillar
caterpillar

Camel
camel

Permission to print copies of this PDF is given only to those who have purchased the materials and are awaiting the arrival of a shipment.
The printed copies and this PDF may not be sold or redistributed.

Lesson 8 Math

Count the animals in each group. Trace the line to the correct number.

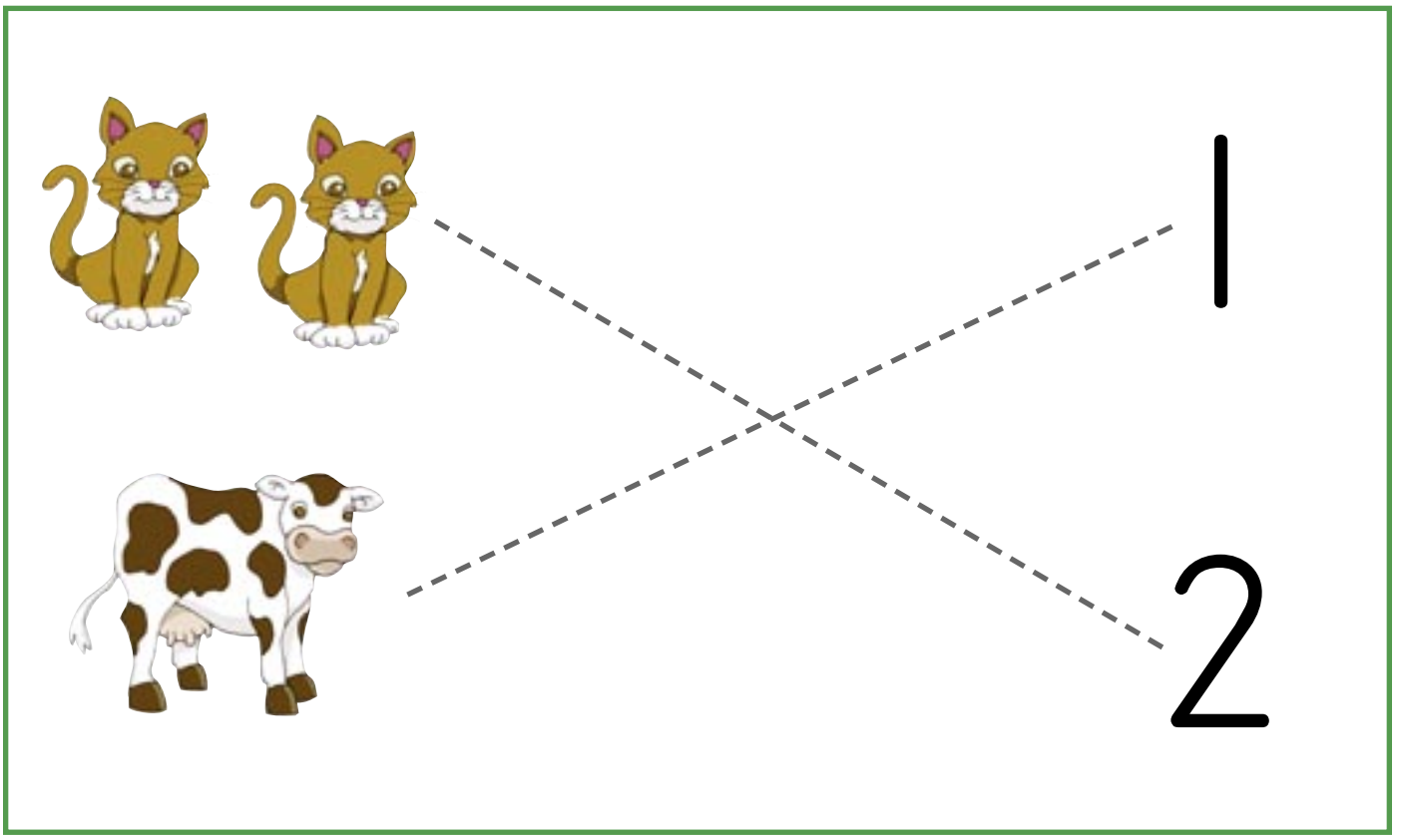

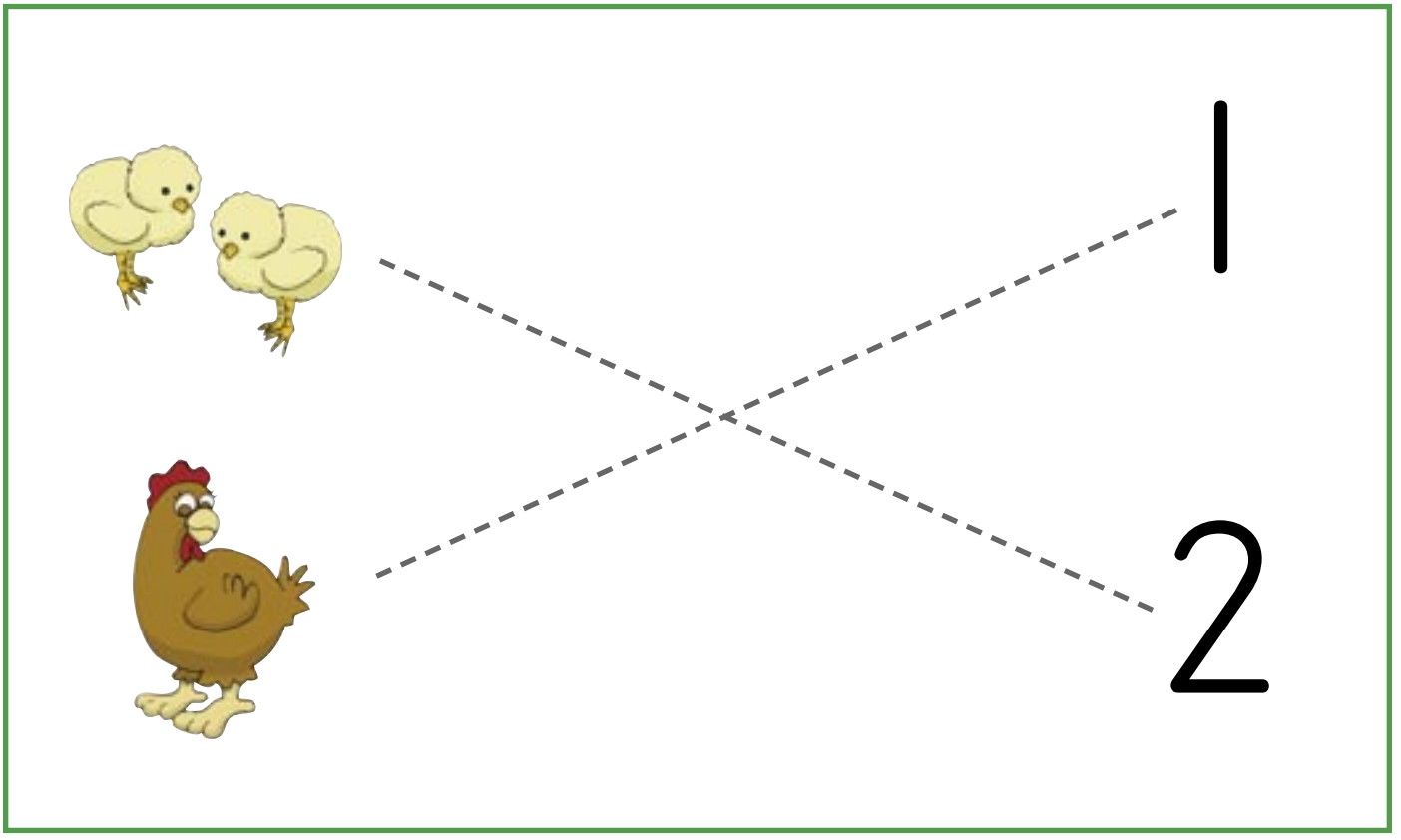

Permission to print copies of this PDF is given only to those who have purchased the materials and are awaiting the arrival of a shipment.
The printed copies and this PDF may not be sold or redistributed.

Name _____

Trace the triangles. There are _____ triangles. Color the picture.



Permission to print copies of this PDF is given only to those who have purchased the materials and are awaiting the arrival of a shipment.
The printed copies and this PDF may not be sold or redistributed.

Lesson 8 Homework

Students: This project will help you to do your chores at home. Get a piece of paper, preferably card stock. Fold the paper in half. Lay your hand on the paper, with the heel of your hand against the fold. Have your parent help you trace around your hand. Then cut out the hand, but do not cut the fold. When the paper is opened, it will make two hands hooked together, side by side. Keep this chore card at home.

Parents: Help your child draw and cut out their hand card. Help them write: I HELP on the outside of the hands. Every time the child does a chore, they get a sticker inside the card. Ten stickers earn a special treat. We suggest you keep the treat small. Trips to the park or a visit to a friend make great treats.

Permission to print copies of this PDF is given only to those who have purchased the materials and are awaiting the arrival of a shipment.
The printed copies and this PDF may not be sold or redistributed.

Name _____

Lesson 9
Phonics

Trace the letters C and c with your finger. Can you see the letters Cc at the beginning of the words cow, crow, chick, and clam?

Aa Bb Cc Dd Ee Ff Gg Hh Ii Jj Kk Ll Mm Nn Oo Pp Qq Rr Ss Tt Uu Vv Ww Xx Yy Zz

C c

C c

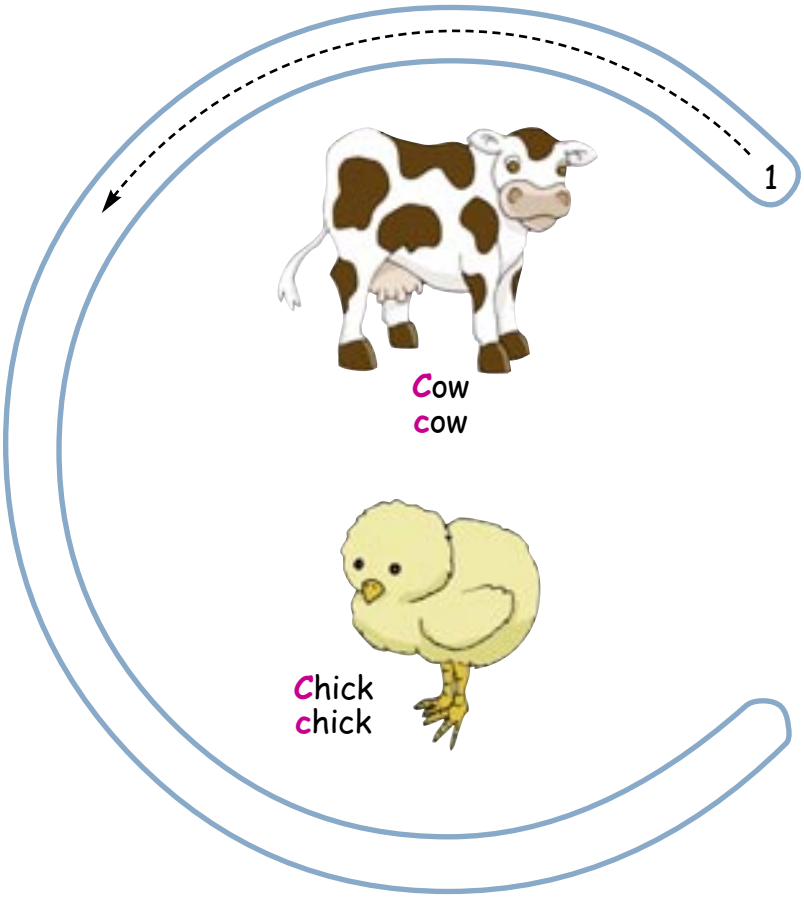

Cow
cow

Crow
crow

Chick
chick

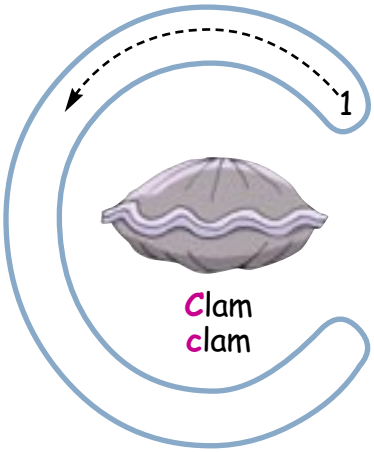

Clam
clam

Permission to print copies of this PDF is given only to those who have purchased the materials and are awaiting the arrival of a shipment.
The printed copies and this PDF may not be sold or redistributed.

Lesson 9 Math & Shapes

Count each group and circle the correct number.

1 2

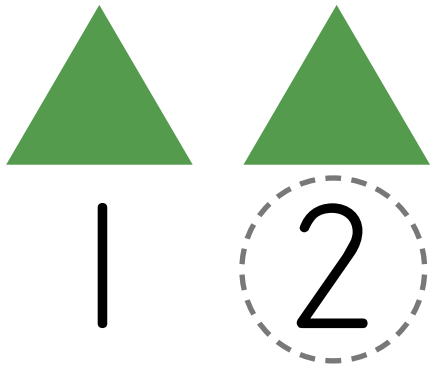

1 2

1 2



1 2

Trace the triangles. Color the big triangle red. Color the small triangle blue.

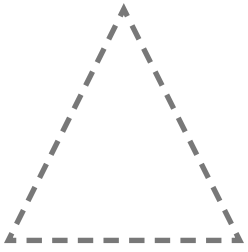

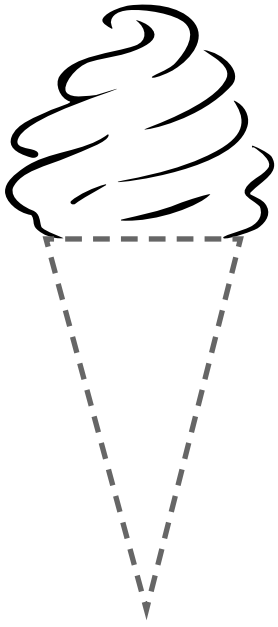

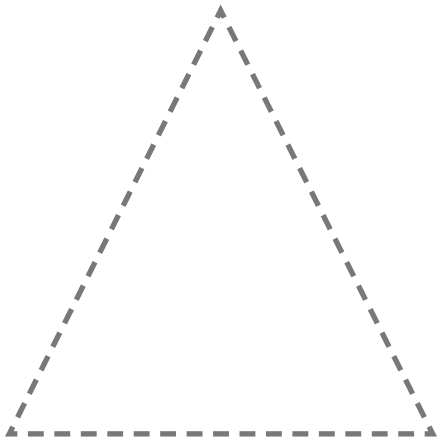

Permission to print copies of this PDF is given only to those who have purchased the materials and are awaiting the arrival of a shipment.
The printed copies and this PDF may not be sold or redistributed.

Name _____

Draw a line between the items that go together. Use the dotted lines as your guide.



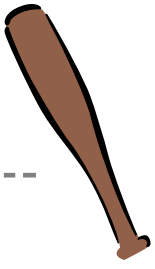

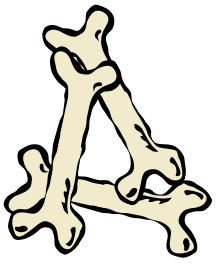

Permission to print copies of this PDF is given only to those who have purchased the materials and are awaiting the arrival of a shipment.
The printed copies and this PDF may not be sold or redistributed.

Lesson 10 Phonics

Draw a red X on Aa. Draw a blue triangle around Bb. Draw a green X on Cc.



Permission to print copies of this PDF is given only to those who have purchased the materials and are awaiting the arrival of a shipment.
The printed copies and this PDF may not be sold or redistributed.

Name _____

Lesson 10
Math

Use your finger to trace the large number 2. Count the animals and use a pencil to trace the numbers on the lines.

1 2 3 4 5 6 7 8 9 10 11 12



2





Permission to print copies of this PDF is given only to those who have purchased the materials and are awaiting the arrival of a shipment.
The printed copies and this PDF may not be sold or redistributed.

Lesson 11 Phonics

Trace the letters D and d with your finger. Can you see the letters Dd at the beginning of the words deer, dolphin, dog, dragonfly, and dinosaur?



Deer
deer



Dolphin
dolphin

Dd

Dog
dog

Dragonfly
dragonfly



Dinosaur
dinosaur

Permission to print copies of this PDF is given only to those who have purchased the materials and are awaiting the arrival of a shipment.
The printed copies and this PDF may not be sold or redistributed.

Name _____

Lesson 11
Math

Count each group. Trace the line to the group that matches.





Permission to print copies of this PDF is given only to those who have purchased the materials and are awaiting the arrival of a shipment.
The printed copies and this PDF may not be sold or redistributed.

Lesson 11 Shapes

Trace the circle. You may color the circle.

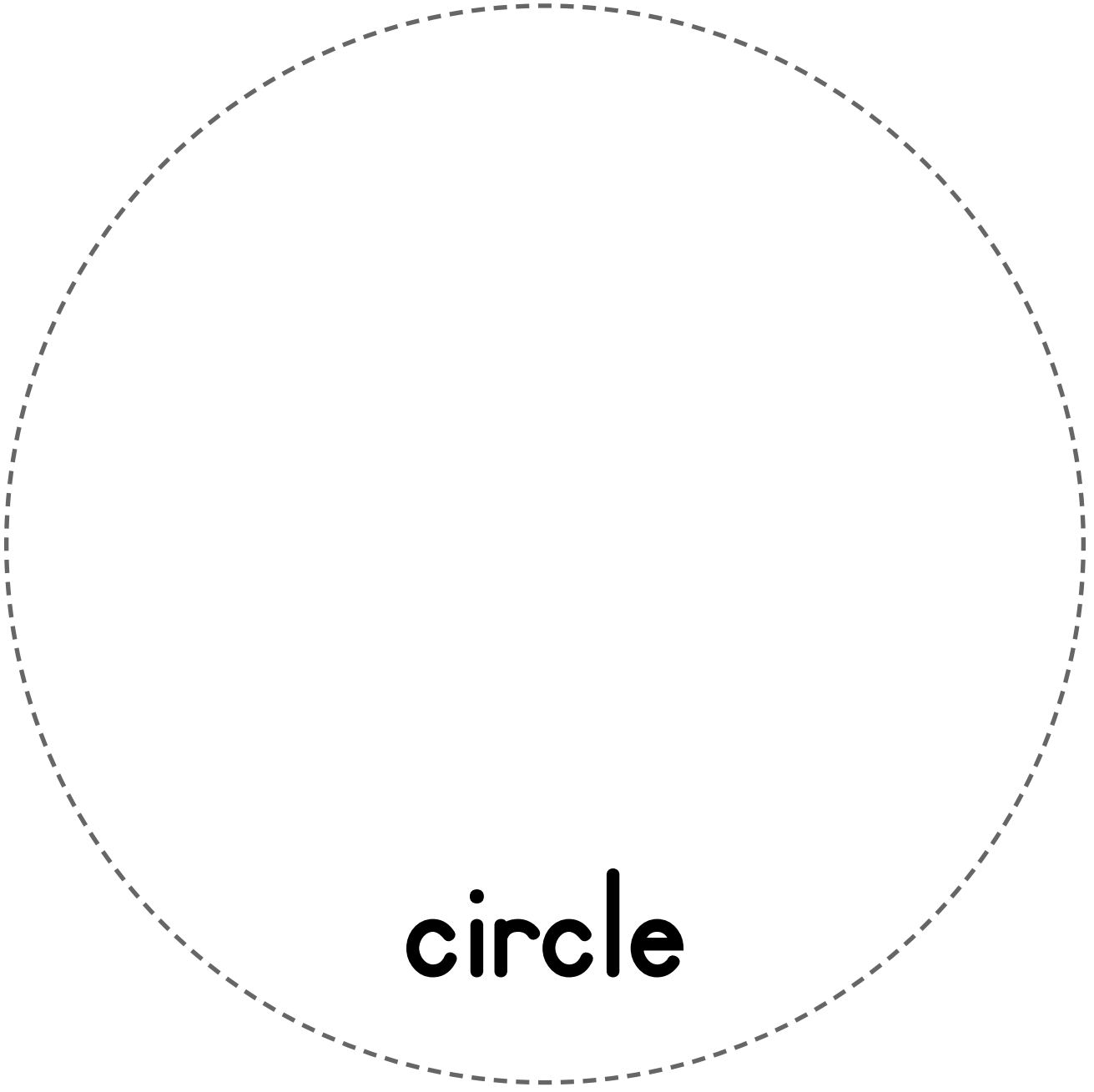

Permission to print copies of this PDF is given only to those who have purchased the materials and are awaiting the arrival of a shipment.
The printed copies and this PDF may not be sold or redistributed.

Color and cut out the candle pieces. Glue the holder and candle to construction paper as illustrated by the sample. Glue the flame on the candle after you have said your memory verse.

Sample

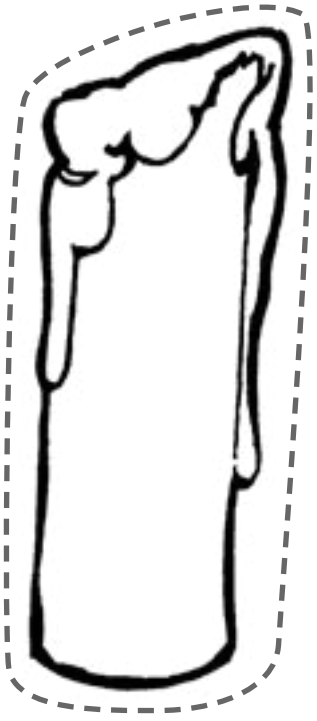

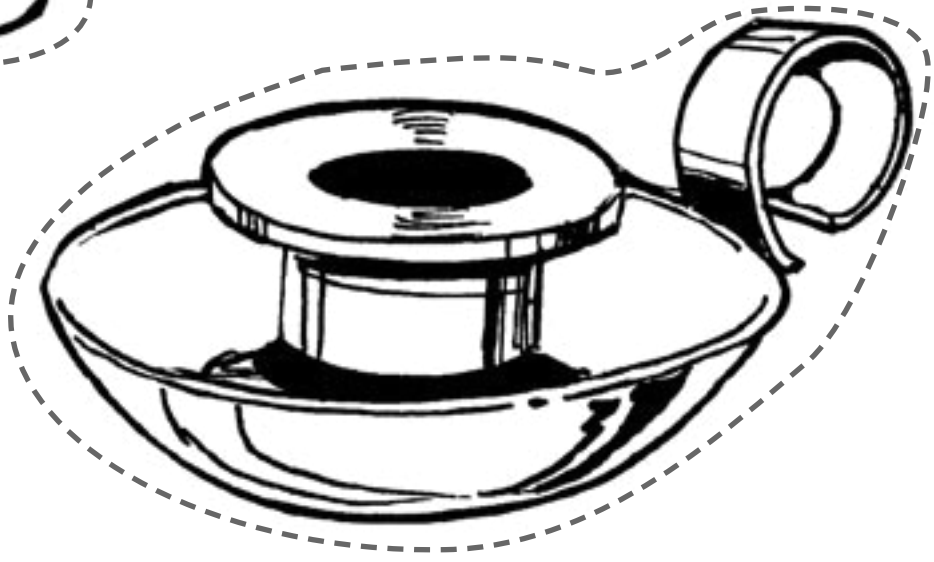

Permission to print copies of this PDF is given only to those who have purchased the materials and are awaiting the arrival of a shipment.
The printed copies and this PDF may not be sold or redistributed.

Permission to print copies of this PDF is given only to those who have purchased the materials and are awaiting the arrival of a shipment.
The printed copies and this PDF may not be sold or redistributed.

Name _____

Count each group. Trace the lines to the number for each group.



2

1

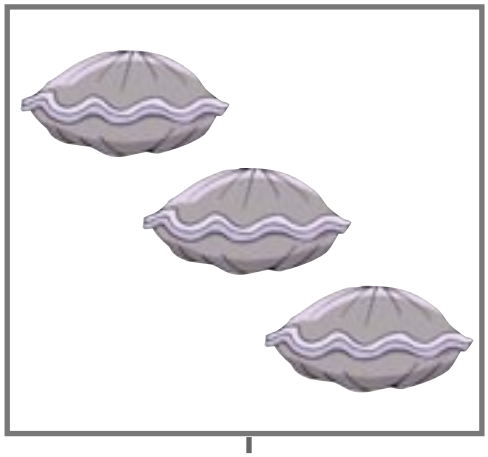



3

Permission to print copies of this PDF is given only to those who have purchased the materials and are awaiting the arrival of a shipment.
The printed copies and this PDF may not be sold or redistributed.

Lesson 12b Math

Find the numbers **1**, **2**, and **3** on the drawing. Connect the dots to make the picture.
You may color the flower.



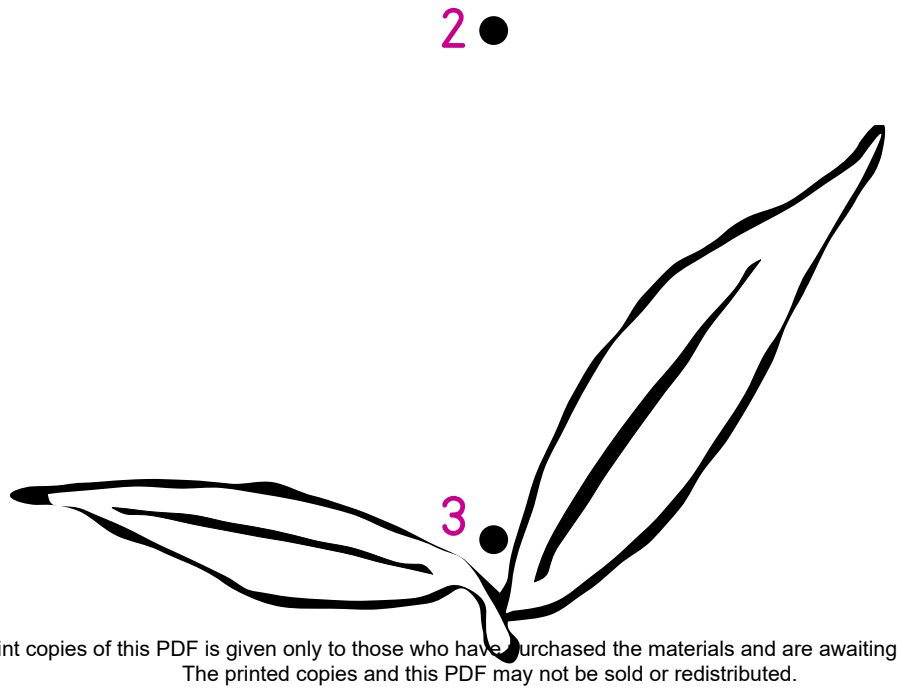

Permission to print copies of this PDF is given only to those who have purchased the materials and are awaiting the arrival of a shipment.
The printed copies and this PDF may not be sold or redistributed.

Count the circles. Color, cut, and paste the circles to make the flowers.





Permission to print copies of this PDF is given only to those who have purchased the materials and are awaiting the arrival of a shipment.
The printed copies and this PDF may not be sold or redistributed.

Permission to print copies of this PDF is given only to those who have purchased the materials and are awaiting the arrival of a shipment.
The printed copies and this PDF may not be sold or redistributed.

Name _____



Students: Go outside tonight with a parent when it is dark. Stand and listen. Look around. What is different at night? Think about every sense: seeing, hearing, feeling, smelling, tasting. What do you see? What do you hear? Smell? Feel? Draw some things you observed on this page and return it to your class tomorrow.

Parents: Take your child outside to observe the nighttime. Help them to notice anything and everything that is different at night. Help them remember the differences.

Permission to print copies of this PDF is given only to those who have purchased the materials and are awaiting the arrival of a shipment.
The printed copies and this PDF may not be sold or redistributed.

Permission to print copies of this PDF is given only to those who have purchased the materials and are awaiting the arrival of a shipment.
The printed copies and this PDF may not be sold or redistributed.

Cut out the items on the worksheet and glue them to construction paper as illustrated by the sample. Draw in the arms, legs, and face for the **3** king. Glue glitter and spice to the 3 as indicated and drop some perfume as indicated.

Sample



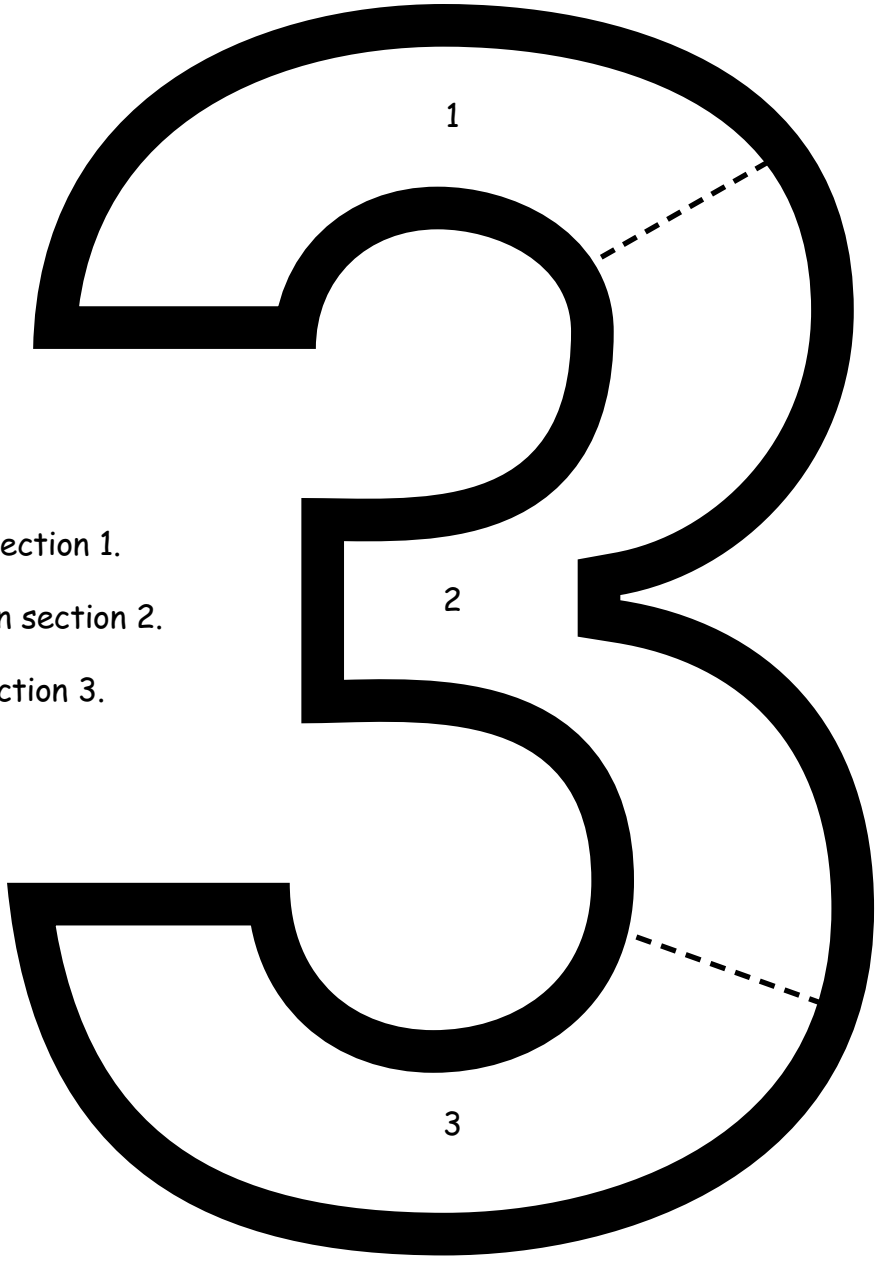

Glue glitter to section 1.

Drop perfume on section 2.

Glue spice to section 3.

Permission to print copies of this PDF is given only to those who have purchased the materials and are awaiting the arrival of a shipment.
The printed copies and this PDF may not be sold or redistributed.

Permission to print copies of this PDF is given only to those who have purchased the materials and are awaiting the arrival of a shipment.
The printed copies and this PDF may not be sold or redistributed.

Count the flowers. Color the pictures. Cut out the flowers and glue them to the plant.
Trace the number **3** on the pot.



Permission to print copies of this PDF is given only to those who have purchased the materials and are awaiting the arrival of a shipment.
The printed copies and this PDF may not be sold or redistributed.

Permission to print copies of this PDF is given only to those who have purchased the materials and are awaiting the arrival of a shipment.
The printed copies and this PDF may not be sold or redistributed.

Name _____

Lesson 13b
Math

Count each group. Draw a circle around the number for each group.

1 2 3



1 2 3

1 2 3

1 2 3

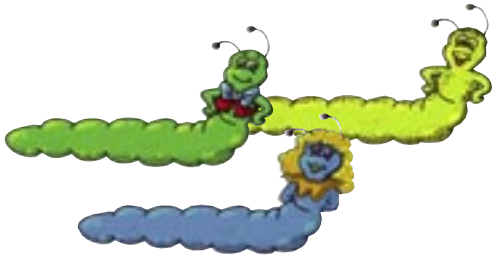

1 2 3

1 2 3

1 2 3

1 2 3

Permission to print copies of this PDF is given only to those who have purchased the materials and are awaiting the arrival of a shipment.
The printed copies and this PDF may not be sold or redistributed.

Lesson 13c Math

Draw a circle around the item in each row that is different.



Permission to print copies of this PDF is given only to those who have purchased the materials and are awaiting the arrival of a shipment.
The printed copies and this PDF may not be sold or redistributed.

Name _____

Trace the circles in the picture. There are _____ circles. Color the picture.



Permission to print copies of this PDF is given only to those who have purchased the materials and are awaiting the arrival of a shipment.
The printed copies and this PDF may not be sold or redistributed.

Lesson 14 Phonics

Trace the letters D and d with your finger. Can you see the letters Dd at the beginning of the words donkey, duck, dragonfly, dog, and dinosaur?

Aa Bb Cc **Dd** Ee Ff Gg Hh Ii Jj Kk Ll Mm Nn Oo Pp Qq Rr Ss Tt Uu Vv Ww Xx Yy Zz

D d

D d

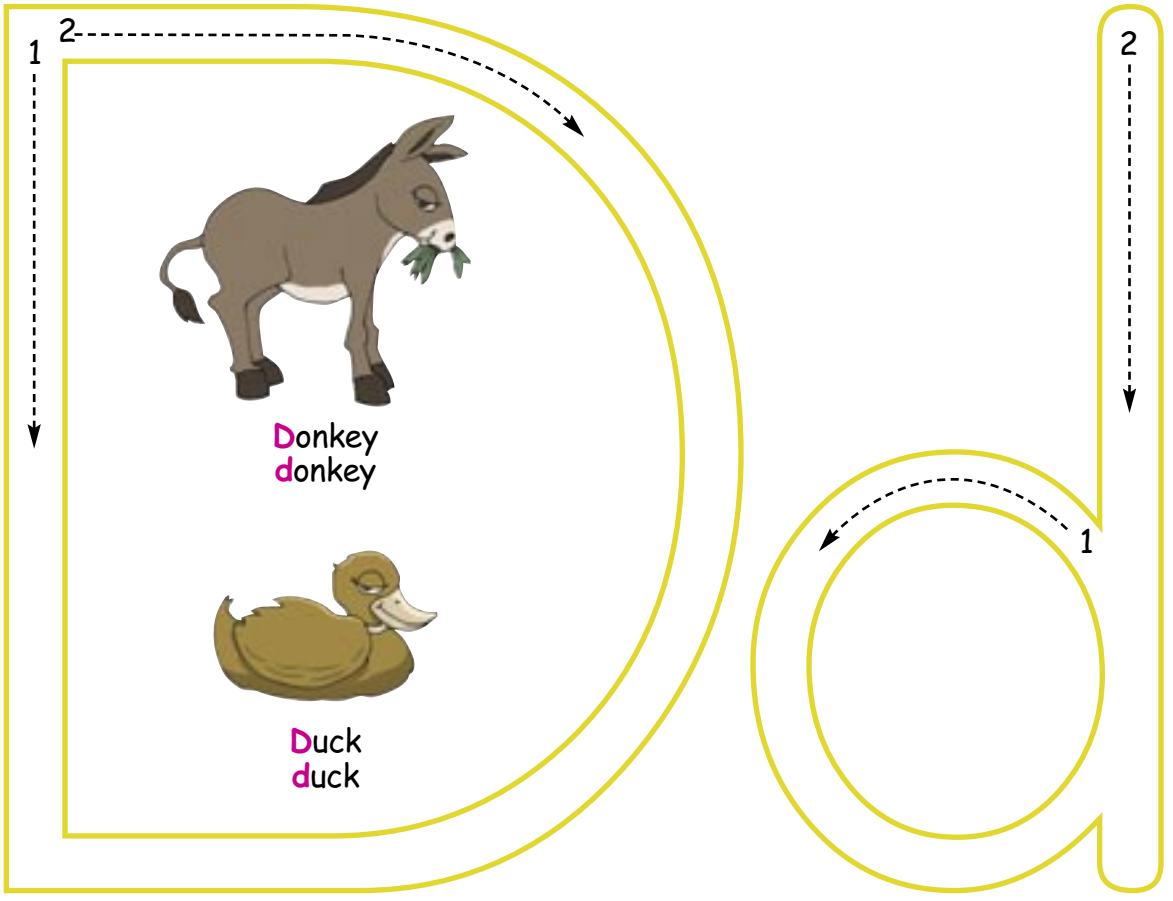

Donkey
donkey

Duck
duck

Dragonfly
dragonfly

Dog
dog

Dinosaur
dinosaur

Permission to print copies of this PDF is given only to those who have purchased the materials and are awaiting the arrival of a shipment.
The printed copies and this PDF may not be sold or redistributed.

Count each group. Trace the line to the number for each group.







2

1

3

Permission to print copies of this PDF is given only to those who have purchased the materials and are awaiting the arrival of a shipment.
The printed copies and this PDF may not be sold or redistributed.

Lesson 14b Math

Find the numbers **1**, **2**, and **3** on the drawing. Connect the dots to make the picture.
You may color the picture.



Permission to print copies of this PDF is given only to those who have purchased the materials and are awaiting the arrival of a shipment.
The printed copies and this PDF may not be sold or redistributed.

Name _____



Students: Look below to see what Braille looks like. Tomorrow in school you will be learning more about Braille. Pick out the letters that are in your name. Bring this sheet back to class tomorrow.

Parents: As the students pick out the letters that are in their name, help them fill in the dots above that are below their name. They will be using this guide to make their names in Braille tomorrow.



Permission to print copies of this PDF is given only to those who have purchased the materials and are awaiting the arrival of a shipment.
The printed copies and this PDF may not be sold or redistributed.

Permission to print copies of this PDF is given only to those who have purchased the materials and are awaiting the arrival of a shipment.
The printed copies and this PDF may not be sold or redistributed.

Name _____

Lesson 15
Phonics

Trace the letters E and e with your finger. Can you see the letters Ee at the beginning of the words eraser, eight, earth, elephant, and eagle?



Eraser
eraser

Earth
earth

Eight
eight

E e



Elephant
elephant

Eagle
eagle

Permission to print copies of this PDF is given only to those who have purchased the materials and are awaiting the arrival of a shipment.
The printed copies and this PDF may not be sold or redistributed.

Lesson 15 Math

Use your finger to trace the large number **3**. Count the animals and use a pencil to trace the numbers on the lines.

1 2 3 4 5 6 7 8 9 10 11 12

3

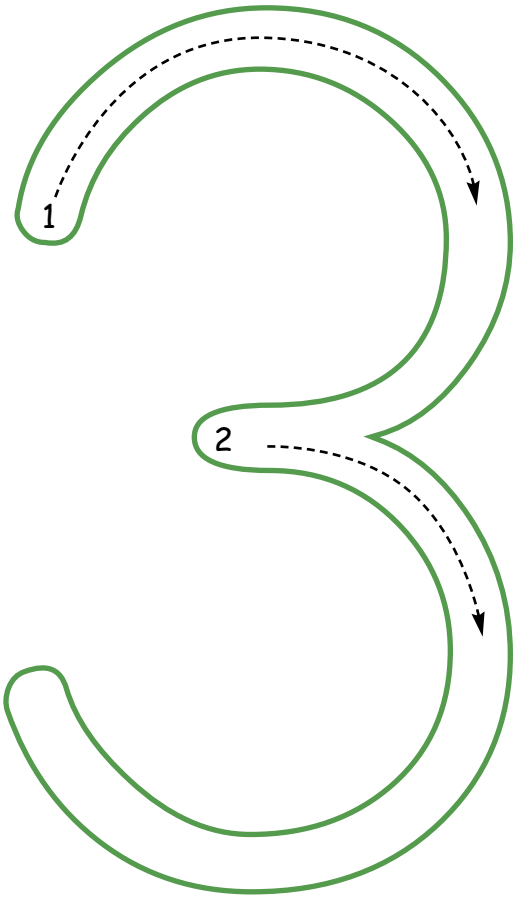



2

3

2

Permission to print copies of this PDF is given only to those who have purchased the materials and are awaiting the arrival of a shipment.
The printed copies and this PDF may not be sold or redistributed.

Name _____

Lesson 16
Math

Count each group. Draw a line to the group that matches.



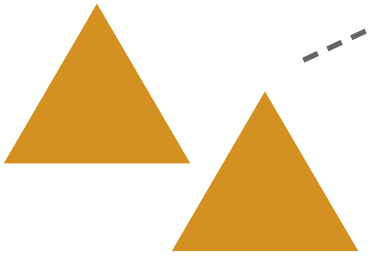





Permission to print copies of this PDF is given only to those who have purchased the materials and are awaiting the arrival of a shipment.
The printed copies and this PDF may not be sold or redistributed.

Lesson 16 Shapes

Count the triangles in the picture. Circle the number on the bottom of the page.
Color the picture.



2 3 4

Permission to print copies of this PDF is given only to those who have purchased the materials and are awaiting the arrival of a shipment.
The printed copies and this PDF may not be sold or redistributed.

Draw a line from the farm animal to its shadow.











Permission to print copies of this PDF is given only to those who have purchased the materials and are awaiting the arrival of a shipment.
The printed copies and this PDF may not be sold or redistributed.

Lesson 17 Phonics

Trace the letters E and e with your finger. Can you see the letters Ee at the beginning of the words ermine, egret, elk, emu, and earthworm?

Aa Bb Cc Dd **Ee** Ff Gg Hh Ii Jj Kk Ll Mm Nn Oo Pp Qq Rr Ss Tt Uu Vv Ww Xx Yy Zz

E e

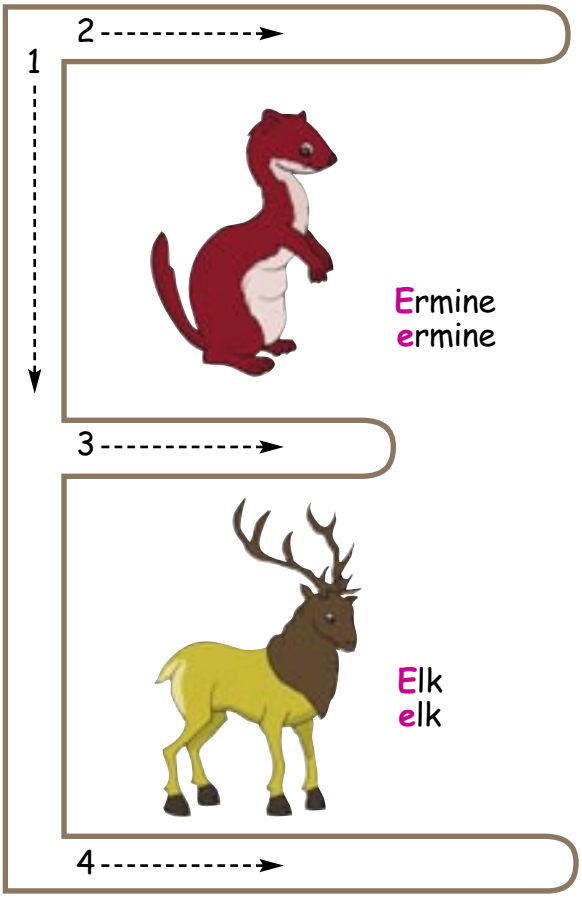

Ermine
ermine

Egret
egret

Elk
elk

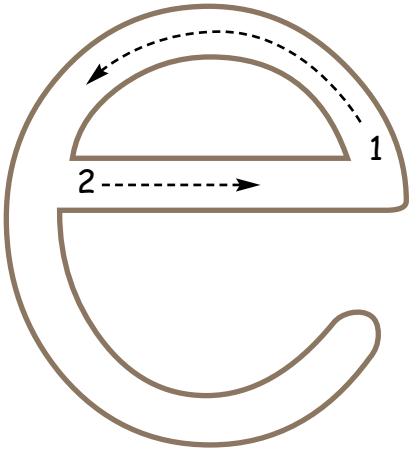

Emu
emu

Earthworm
earthworm

Permission to print copies of this PDF is given only to those who have purchased the materials and are awaiting the arrival of a shipment.
The printed copies and this PDF may not be sold or redistributed.

Name _____

Lesson
17a
Math

Say the *Baa, Baa, Black Sheep* rhyme. Count the bags of wool. Trace the missing number(s) in each row as you count **1**, **2**, **3**.

Baa, Baa, Black Sheep

Baa, baa, black sheep, have you any wool?
Yes sir, yes sir, three bags full!
One for my master, one for my dame and one
for the little boy who lives down the lane.

1	2	3
1	2	3
1	2	3
_	2	3
1	2	3
_	2	3
_	2	3
_	2	3

Permission to print copies of this PDF is given only to those who have purchased the materials and are awaiting the arrival of a shipment.
The printed copies and this PDF may not be sold or redistributed.

Lesson 17b Math

Trace the numbers. Count each group. Trace the line from the group to the number.



2

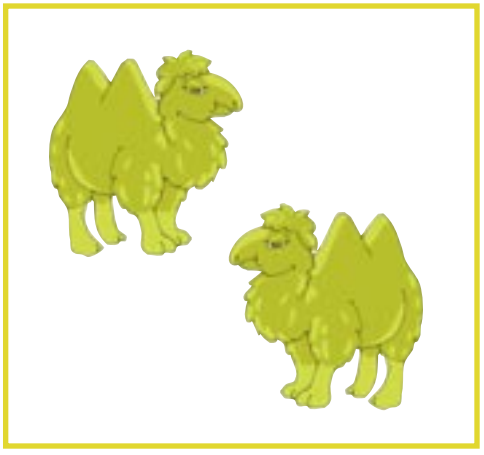

4



3

Permission to print copies of this PDF is given only to those who have purchased the materials and are awaiting the arrival of a shipment.
The printed copies and this PDF may not be sold or redistributed.

Name _____

Color the large circles blue and the small circles red. Use the other colors studied so far, green, black, white, and yellow to color the rest of the picture.

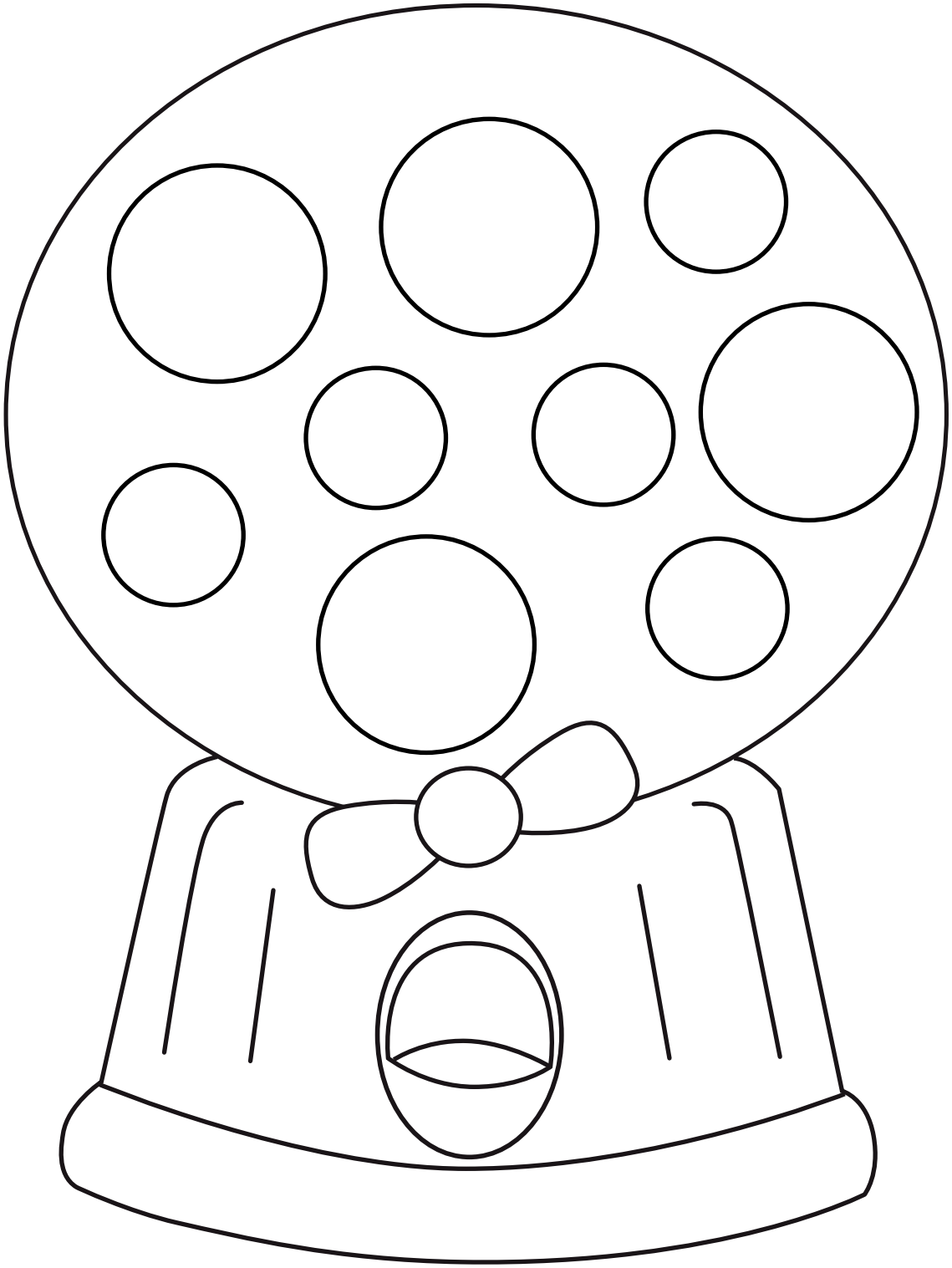

Permission to print copies of this PDF is given only to those who have purchased the materials and are awaiting the arrival of a shipment.
The printed copies and this PDF may not be sold or redistributed.

Permission to print copies of this PDF is given only to those who have purchased the materials and are awaiting the arrival of a shipment.
The printed copies and this PDF may not be sold or redistributed.

Cut out the items on the worksheet and glue them to construction paper as illustrated by the sample. Draw in the arms, legs, and face for the **4** fisherman. Draw in the rest of the picture.



Sample

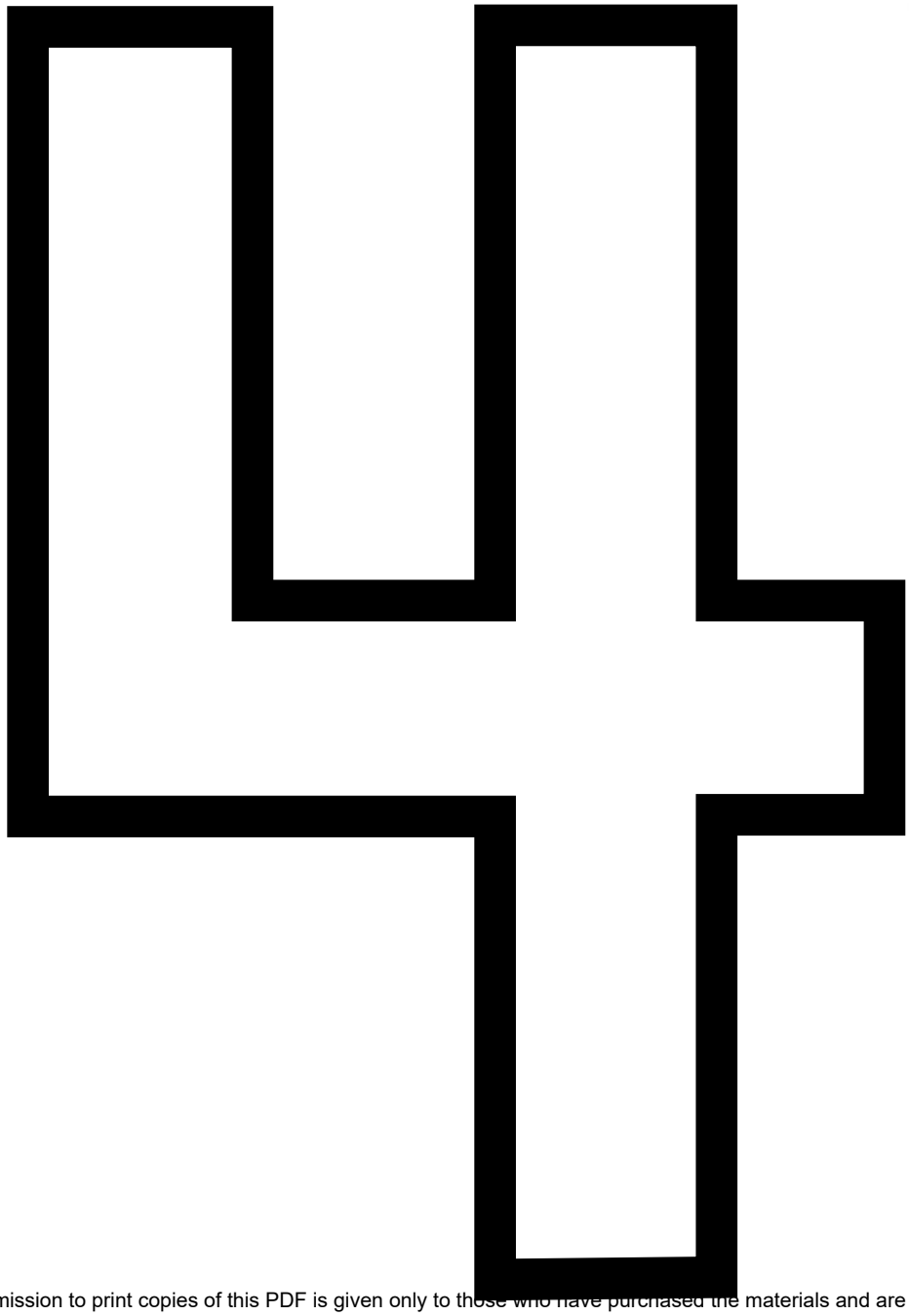

Permission to print copies of this PDF is given only to those who have purchased the materials and are awaiting the arrival of a shipment.
The printed copies and this PDF may not be sold or redistributed.

Permission to print copies of this PDF is given only to those who have purchased the materials and are awaiting the arrival of a shipment.
The printed copies and this PDF may not be sold or redistributed.

Name _____

Lesson
18
Phonics

Trace the letters F and f with your finger. Can you see the letters F f at the beginning of the words firefly, flowers, frog, fawn, and flamingo?

Firefly
firefly

Flowers
flowers

F f

Frog
frog

Flamingo
flamingo

Fawn
fawn

Permission to print copies of this PDF is given only to those who have purchased the materials and are awaiting the arrival of a shipment.
The printed copies and this PDF may not be sold or redistributed.

Lesson 18 Math

Count each group. Draw lines to match the groups that are the same number.









Permission to print copies of this PDF is given only to those who have purchased the materials and are awaiting the arrival of a shipment.
The printed copies and this PDF may not be sold or redistributed.

Name _____

Lesson
18
Shapes

Color the triangles brown and the circles yellow. The rest of the beach ball can be colored red, green, blue, black, or white.



Permission to print copies of this PDF is given only to those who have purchased the materials and are awaiting the arrival of a shipment.
The printed copies and this PDF may not be sold or redistributed.

Lesson 19 Bible

Draw a line from each animal to its shadow.

Permission to print copies of this PDF is given only to those who have purchased the materials and are awaiting the arrival of a shipment.
The printed copies and this PDF may not be sold or redistributed.

Name _____

Circle the one that is different in each row.









Permission to print copies of this PDF is given only to those who have purchased the materials and are awaiting the arrival of a shipment.
The printed copies and this PDF may not be sold or redistributed.

Lesson 19 Phonics

Trace the letters F and f with your finger. Can you see the letters Ff at the beginning of the words fish, fox, frog, flying squirrel, and fly?

Aa Bb Cc Dd Ee **Ff** Gg Hh Ii Jj Kk Ll Mm Nn Oo Pp Qq Rr Ss Tt Uu Vv Ww Xx Yy Zz

F f

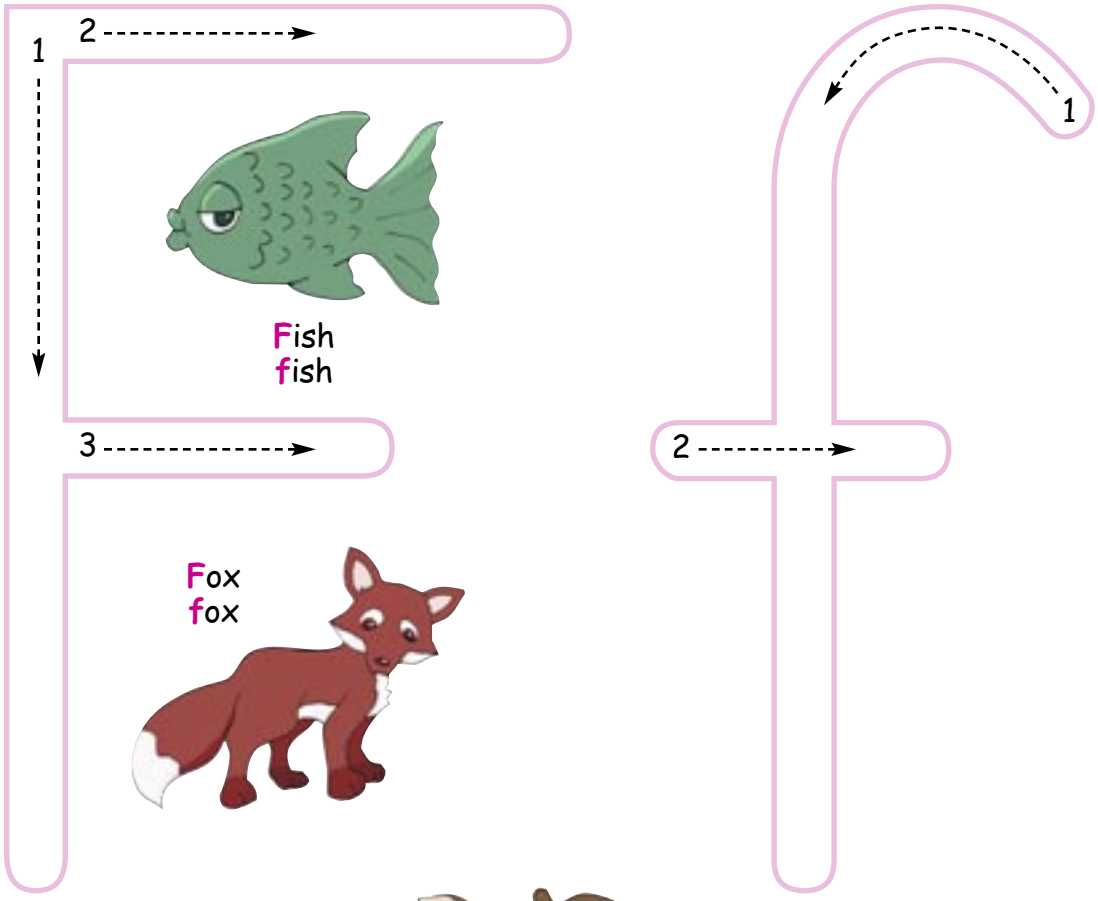

Fish
fish

Fox
fox

Frog
frog

Flying Squirrel
flying squirrel

Fly
fly

Permission to print copies of this PDF is given only to those who have purchased the materials and are awaiting the arrival of a shipment.
The printed copies and this PDF may not be sold or redistributed.

Name _____

Lesson 19
Math

Use your finger to trace the large number **4**. Count the animals and trace the number. Count the fish in each fishbowl and use a pencil to trace the number on the line next to the fishbowl.

1 2 3 4 5 6 7 8 9 10 11 12

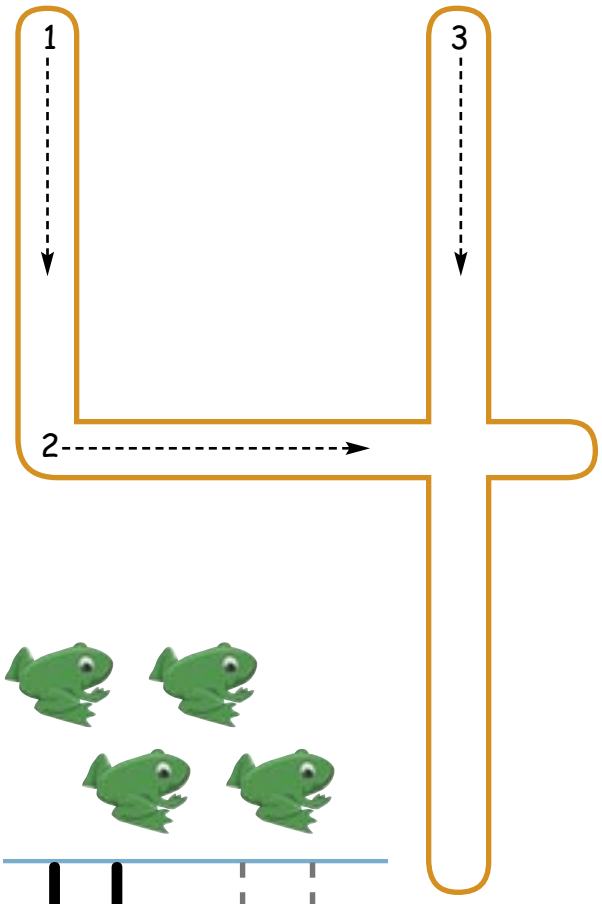

4









Permission to print copies of this PDF is given only to those who have purchased the materials and are awaiting the arrival of a shipment.
The printed copies and this PDF may not be sold or redistributed.

Lesson 19 Shapes

"The circle is one of my favorite shapes! Trace the circles, color the biggest circle yellow and color the smallest circle brown. Next, draw lines to complete the happy/mad faces."



Permission to print copies of this PDF is given only to those who have purchased the materials and are awaiting the arrival of a shipment.
The printed copies and this PDF may not be sold or redistributed.

Name _____

Lesson 19 Homework

Students: Have a circle hunt at your house. Draw your favorite circle objects below.

Parents: Let the students find as many circles in their home as is possible. Then encourage them to draw their favorite objects in the space below. Return this homework page to school tomorrow.

Permission to print copies of this PDF is given only to those who have purchased the materials and are awaiting the arrival of a shipment.
The printed copies and this PDF may not be sold or redistributed.

Permission to print copies of this PDF is given only to those who have purchased the materials and are awaiting the arrival of a shipment.
The printed copies and this PDF may not be sold or redistributed.

Name _____

Draw a black circle around Dd. Draw a yellow X on Ee. Draw a brown triangle around Ff.

D	F	e	b
E	d	A	f
B	f	d	c
b	F	e	D
E	d	f	e

Permission to print copies of this PDF is given only to those who have purchased the materials and are awaiting the arrival of a shipment.
The printed copies and this PDF may not be sold or redistributed.

Lesson 20 Math

Count each group. Trace the numbers.

1



3



4

Permission to print copies of this PDF is given only to those who have purchased the materials and are awaiting the arrival of a shipment.
The printed copies and this PDF may not be sold or redistributed.

Name _____

Lesson 20

Shapes

Color the large triangles green and the small triangles brown. Color the circles yellow and the rest of the picture any color you like.



Permission to print copies of this PDF is given only to those who have purchased the materials and are awaiting the arrival of a shipment.
The printed copies and this PDF may not be sold or redistributed.