

# Horizons

## Preschool

### Book 1




Name \_\_\_\_\_



Lesson  
1  
Phonics

Trace the letters **A** and **a** with your finger. Can you see the letters **Aa** at the beginning of the words **apple**, **armadillo**, **ax**, **ant**, **ape**, and **alligator**?




**A**pple  
apple




**A**rmadillo  
armadillo


**Aa**



**A**x  
ax



**A**nt  
ant



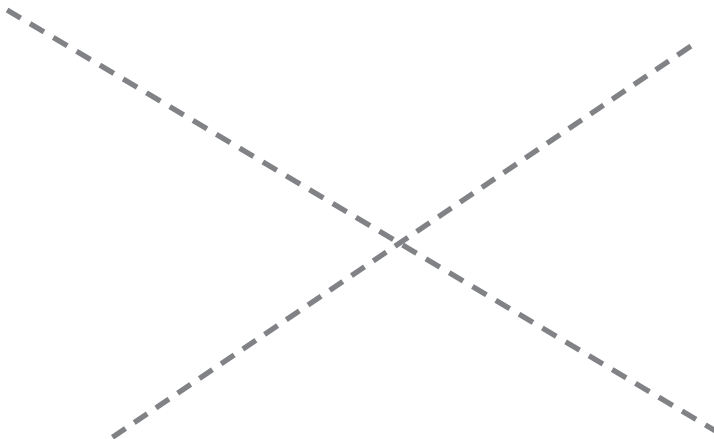

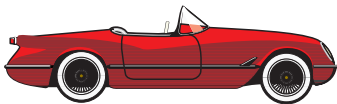
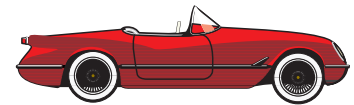

**A**pe  
ape



**A**lligator  
alligator

## Lesson 1 Math

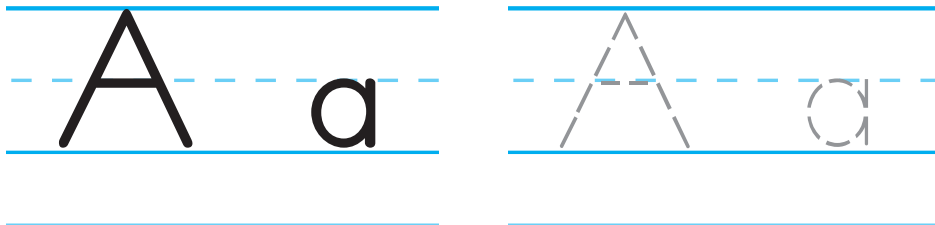
Identify the pictures and count the number in each group. Trace the lines to match the ones that are the same.



## Lesson 4 Phonics

Trace the letters **A** and **a** with your finger. Can you see the letters **Aa** at the beginning of the words **anteater**, **antelope**, **armadillo**, **agouti**, and **addax**?

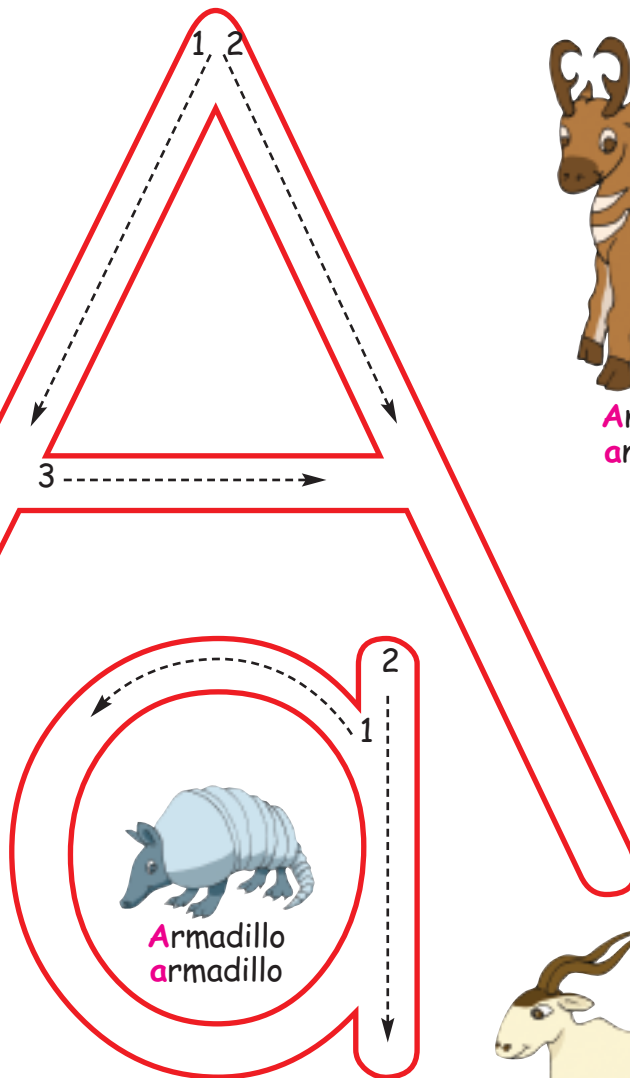
**Aa** Bb Cc Dd Ee Ff Gg Hh Ii Jj Kk Ll



**A**nteater  
**a**nteater



**A**ntelope  
**a**ntelope



**A**rmadillo  
**a**rmadillo



**A**gouti  
**a**gouti



**A**ddax  
**a**ddax

Mm

Nn

Oo

Pp

Qq

Rr

Ss

Tt

Uu

Vv

Ww

Xx

Yy

Zz



## Lesson 5 Phonics

Trace the letters **B** and **b** with your finger. Can you see the letters **Bb** at the beginning of the words **bee**, **bat**, **ball**, **beaver**, **badger**, and **bear**?



**B**ee  
bee



**B**at  
bat



**B**all  
ball

**Bb**



**B**eaver  
beaver



**B**adger  
badger



**B**ear  
bear



Trace the letters **B** and **b** with your finger. Can you see the letters **Bb** at the beginning of the words **buffalo**, **bongo**, **butterfly**, and **bee**?

Aa **Bb** Cc Dd Ee Ff Gg Hh Ii Jj Kk Ll

Mm

Nn

Oo

Pp

Qq

Rr

Ss

Tt

Uu

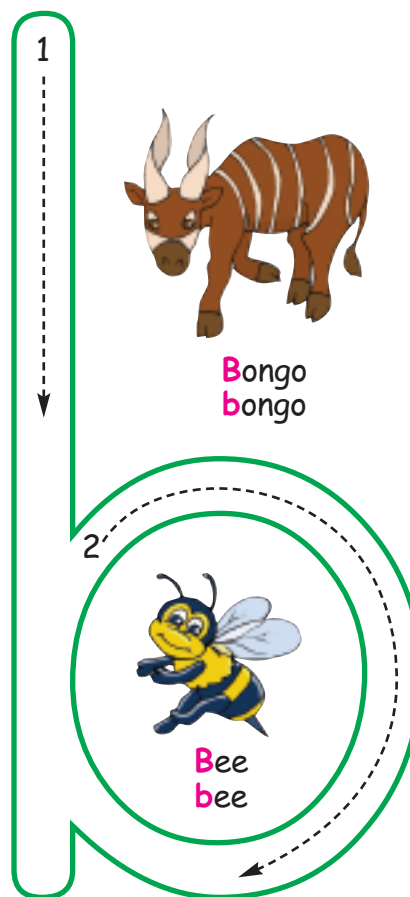
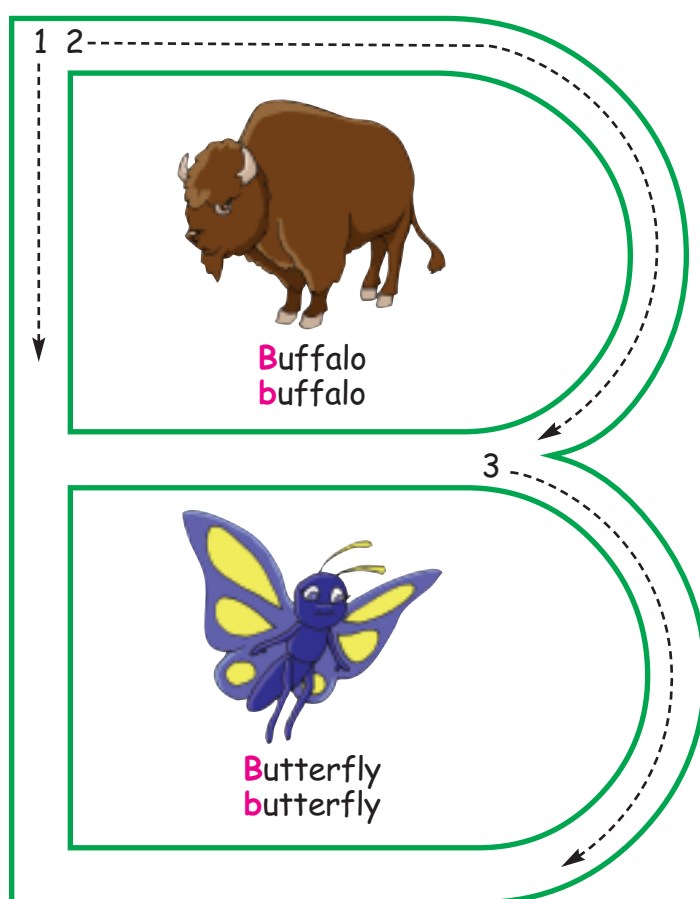
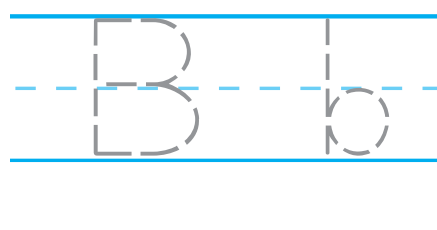
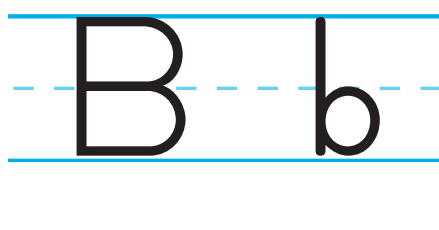
Vv

Ww

Xx

Yy

Zz



Name \_\_\_\_\_



Lesson  
**8**  
Phonics

Trace the letters **C** and **c** with your finger. Can you see the letters **Cc** at the beginning of the words **coyote**, **crab**, **cat**, **caterpillar**, and **camel**?




**C**oyote  
**c**oyote



**C**rab  
**c**rab



**C**at  
**c**at



**C**aterpillar  
**c**aterpillar




**C**amel  
**c**amel

Name \_\_\_\_\_


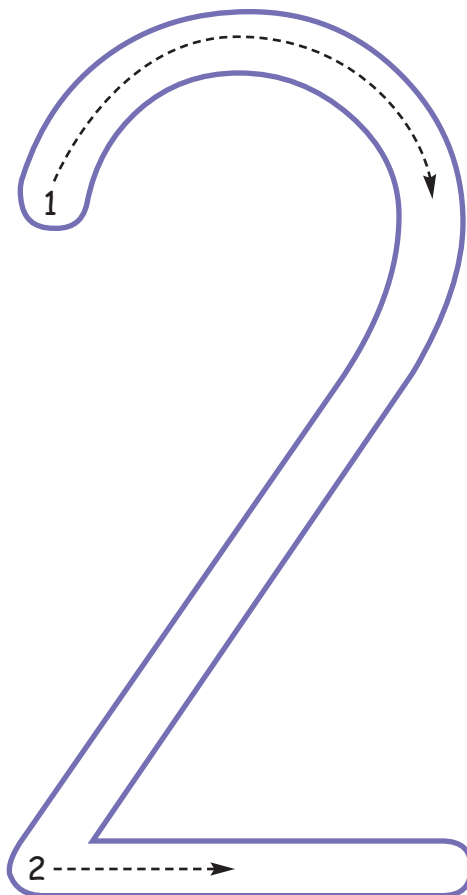
Lesson  
**10**  
Math

Use your finger to trace the large number **2**. Count the animals and use a pencil to trace the numbers on the lines.

1  2 3 4 5 6 7 8 9 10 11 12

2


2




2



2



1



2




Name \_\_\_\_\_

Lesson  
**13b**  
Math

Count each group. Draw a circle around the number for each group.



1                      2                      3



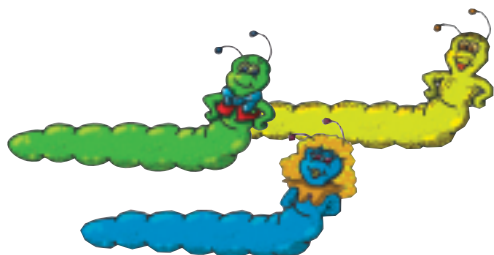
1                      2                      3



1                      2                      3



1                      2                      3




1                      2                      3



1                      2                      3







1                      2                      3



1                      2                      3

### Lesson 13c Math

Draw a circle around the item in each row that is different.



Name \_\_\_\_\_

Lesson  
**91**  
Bible



Color the fish and other living things that live in the water.




Name \_\_\_\_\_

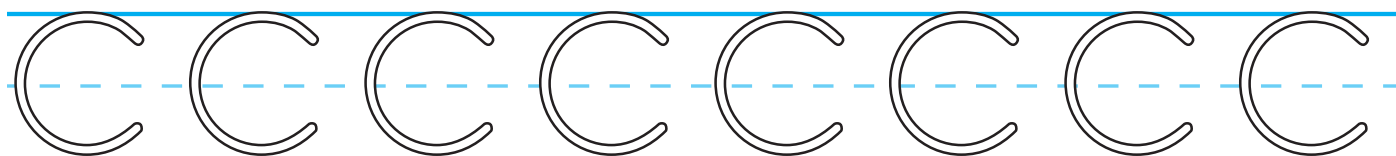
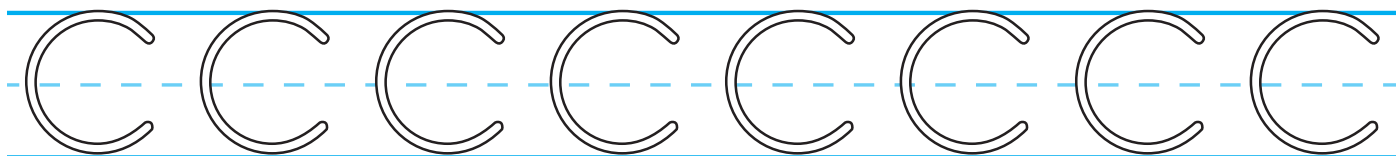



Lesson  
**92**  
Phonics

Say the name of the letter. Say the sound of the letter. Trace the letters with your pencil.



Cat  
cat




Name \_\_\_\_\_



Lesson  
**93**  
Bible


Color the fish.








Count the items and say the addition problem. Trace the numbers and say the addition problem again.



+



=



2

+

1

=


3



+



=




1

+

1

=


2



+



=



2

+





1

=

3




Do the addition problem. Circle the number of items that is the answer.





Color the birds. Cut out the birds and glue a clothespin to the back of each. Place on a line to hold the memory verse.

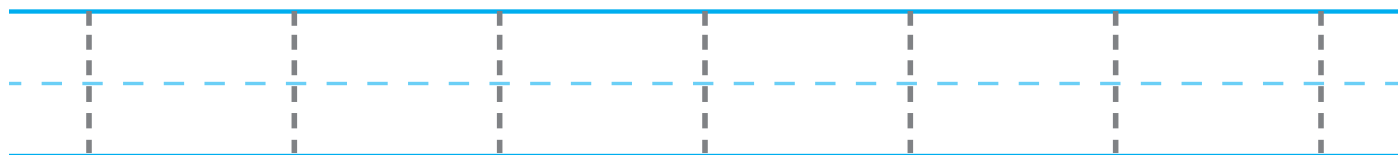


Name \_\_\_\_\_



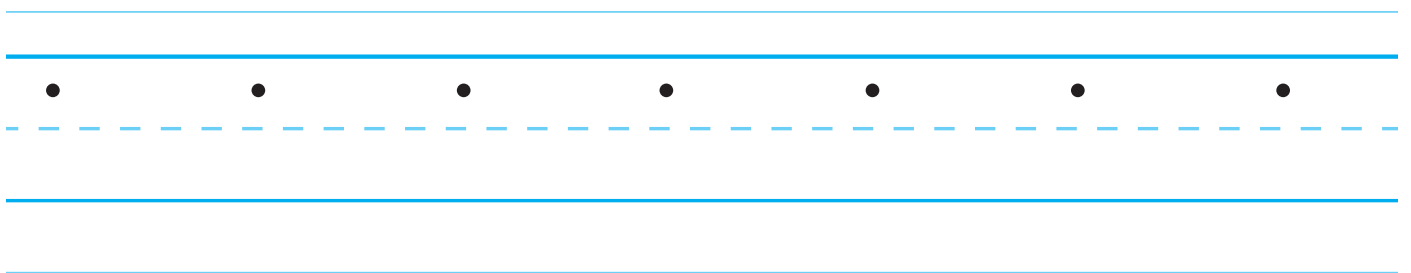
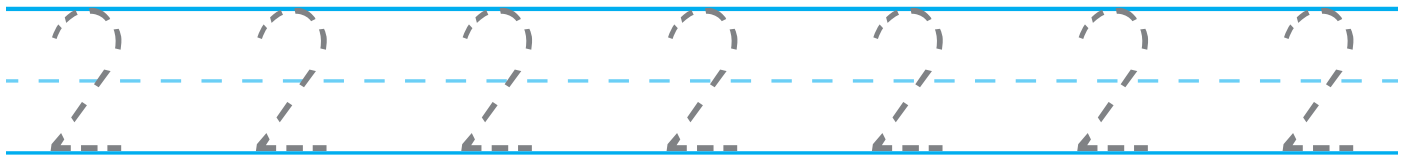
Lesson  
**110a**  
Math

Read the number. Count the dots under the number. Draw the same number of objects in the jar. Trace and write the numbers on the lines.




## Lesson 111 Math

Read the number. Count the dots under the number. Draw the same number of objects in the jar. Trace and write the numbers on the lines.





These are wild animal babies and pet babies. Decide which is which. Cut out the picture, color the babies, and paste cut straws over the paper to make a cage.





**Bring Enjoyment to Homeschooling  
Each New Day with Horizons**

Visit [www.aop.com](http://www.aop.com) to add this colorful and engaging  
workbook curriculum to your homeschool.

To speak with a friendly curriculum advisor, call 800-622-3070.

Our regular business hours are Monday through Thursday  
from 7 a.m. to 6 p.m. (CT) and Friday from 7 a.m. to 5 p.m. (CT).