



LIFE·PAC®

# Art

Student Book

Unit 6



Alpha Omega Publications®

# ART I: UNIT SIX SCULPTURE

## CONTENTS

<b>INTRODUCTION</b> .....	<b>1</b>
<b>I. THREE FORMS OF SCULPTURE</b> .....	<b>3</b>
<b>In-the-Round</b> .....	<b>3</b>
<b>Relief</b> .....	<b>4</b>
<b>Intaglio</b> .....	<b>4</b>
<b>II. FOUR METHODS OF SCULPTURE</b> .....	<b>7</b>
<b>Constructing</b> .....	<b>7</b>
<b>Materials and Methods</b> .....	<b>7</b>
<b>Elements of Design</b> .....	<b>8</b>
<b>Wire Sculpture</b> .....	<b>10</b>
<b>Assemblagé</b> .....	<b>12</b>
<b>Assemblagé Project</b> .....	<b>13</b>
<b>III. MODELING, CASTING AND CARVING</b> .....	<b>16</b>
<b>Modeling Project</b> .....	<b>16</b>
<b>Casting Project</b> .....	<b>17</b>
<b>Carving, Tools and Materials</b> .....	<b>18</b>
<b>Safety Concerns</b> .....	<b>20</b>
<b>EVALUATION</b> .....	<b>21</b>
<b>GLOSSARY</b> .....	<b>22</b>

**Authors:**

**Diane Sheehan, B.S./M.A.**

**Karen Eubanks, B.A.**

**Editor:**

**Alan Christopherson, M.S.**

**Annette M. Walker, B.S.**

**Illustrators:**

**Alpha Omega Graphics**



Alpha Omega Publications®

804 N. 2nd Ave. E., Rock Rapids, IA 51246-1759

© MM by Alpha Omega Publications, Inc. All rights reserved.

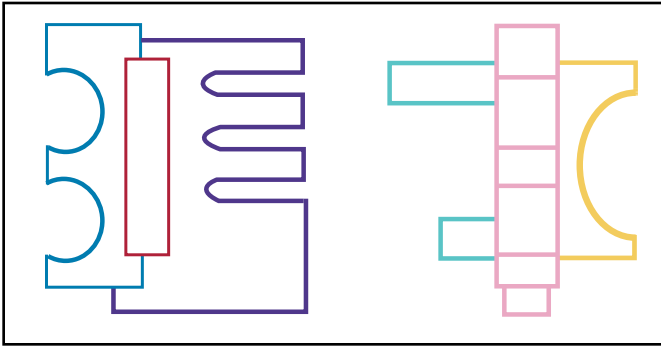
LIFEPAC is a registered trademark of Alpha Omega Publications, Inc.

All trademarks and/or service marks referenced in this material are the property of their respective owners. Alpha Omega Publications, Inc. makes no claim of ownership to any trademarks and/or service marks other than their own and their affiliates', and makes no claim of affiliation to any companies whose trademarks may be listed in this material, other than their own.

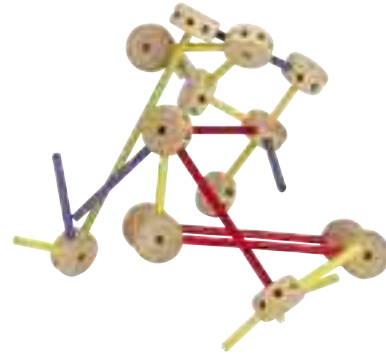
# SCULPTURE

The arts may be spatially classified in two ways: *two-dimensional*—having only length and width, such as paintings, drawings and prints; and *three-dimensional* art which exists in space—displacing air, reflecting light and casting shadows. Three-

dimensional objects have length, width and depth or thickness. Sculpture, architecture, jewelry, pottery, furniture and other crafts come within this classification.



**TWO-DIMENSIONAL DESIGN**



**THREE-DIMENSIONAL DESIGN**

---

---

## WHAT CAN SCULPTURE DO FOR US?

1. The sculpture has significance to the viewer.
  2. It can express an emotion or philosophy.
  3. It can provide order and balance.
  4. It can improve product design (practicality).
- 
- 

## SCULPTURE IN OUR WORLD

Sculpture is one of the most interesting and complex of the arts. It has been very valuable in providing information about the development of human culture. The art of sculpture most likely began in association with religious practices. It emerged as an art form thousands of years ago. Prehistoric people carved small figures using bone or ivory, as well as modeling in clay. The use of

sculpture as a means of expression continues today. A piece of sculpture can be so small it can be held in the hand or as large as the Statue of Liberty. But even a tiny sculpture can express noble and grand ideas. The variety of materials and methods is nearly limitless, making sculpture a wonderful means of expression.

## OBJECTIVES

**Read these objectives.** The objectives tell you what you will be able to do when you have successfully completed this Unit.

When you have finished this Unit, you will be able to:

1. Discriminate between two and three dimensional objects.
2. Explore various sculpture methods and ideas of your own.
3. Identify the three basic forms of sculpture.
4. Identify and apply the art elements to three-dimensional design.
5. Identify the different types of sculpture.
6. Explain the process of using tools and equipment safely and correctly.
7. Explain the processes in construction, modeling, casting, and carving.

---

**Before beginning this Unit,** take a moment and write in the space below, what you expect this Unit to be about. What will it include, what do you expect it to be like and what do you expect to learn?

---

---

---

---

---

---

---

---

---

---

---

---



Courtesy of the Oriental Institute, University of Chicago

***REIGN OF NARAMSIN OR SHARKALISHARI,  
AKKADIAN PERIOD, C. 2254-2193 B.C.***


**Note:** All vocabulary words in this Unit appear in **boldface** the first time they are used. If you are unsure of the meaning when you are reading, study the definitions given.

# I. THREE FORMS OF SCULPTURE

What form will the sculpture take? There are three types: In-the-Round, Relief and Intaglio.

1. **In-the Round**—freestanding to be viewed from all sides, front and back.

©2000 Estate of Alexander Calder/Artists Rights Society (ARS), New York



**INTEGRATED BASE**

**ALEXANDER CALDER'S *CRINKLY WORM* (1971)**

Metropolitan Museum of Art, New York, 1880



**SEPARATE BASE**

**AUGUSTE RODIN'S *THE THINKER***

An In-the-Round sculpture can have two types of bases:

1. *Integrated*—blends in as part of the sculptural design.
2. *Separate*—formal attached base such as a block of wood, metal, block, etc.



**PENETRATED**

---

---

**Space**—the open areas in and around the sculpture.

If the sculpture has open areas, it is a penetrated mass.

If the sculpture has no open areas, it is a closed mass.

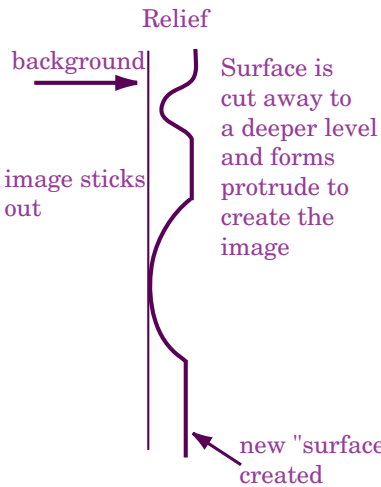
**OPEN AREAS**



**CLOSED**

2. **Relief**—has a background similar to that of a painting.

A relief sculpture is an object(s) carved into a flat surface but not completely isolated. All coins have relief sculpture on them. *Low relief* means it is almost flat, a little more than a line draw-up. *High relief* means that the objects protrude from the



background quite a bit, appearing to be standing entirely free with a feeling of much depth. *Medium relief* means the forms appear to be half-round, and still firmly attached to their background.

In relief sculpture, the original surface is cut away to a deeper level and forms protrude to create the image. This



Museum of Fine Arts, Boston

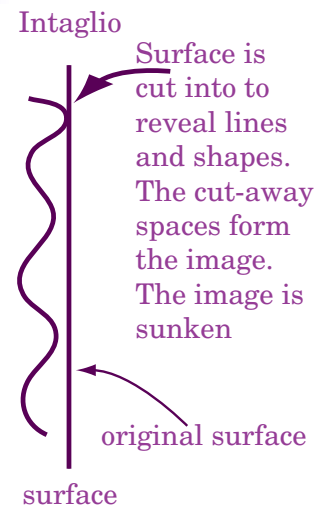
**DONATELLO'S MADONNA OF THE CLOUDS, 1425-35** sculpture can be either carved or modeled, with the image sticking out.

3. **Intaglio**—A relief in reverse. It is sunk into the surface. It consists of cutting forms out of the surface. The intaglio surface is cut into to reveal lines and shapes. The cut-away spaces form the image, which is sunken into the medium.



Metropolitan Museum of Art, New York

**AKENHATEN PRESENTING A DUCK, AHTEN DYNASTY, 1345-1335 B.C.**









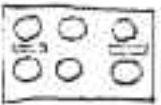





Review the material in this section in preparation for the Self Test. The Self Test will check your mastery of this particular section. The items missed on this Self Test will indicate specific areas where restudy is needed for mastery.













**SELF TEST 1**

**Complete the following activities** (each answer 2 points).

1.01 Identify which sculptures are In-the-Round, Relief, or Intaglio. If it is an in-the-round sculpture identify whether the base is integrated or separate. Write your answers after the corresponding letter.

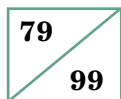
				a. _____
Front	Side			b. _____
<b>A</b>		<b>B</b>	<b>C</b>	c. _____
				d. _____
Front	Side			e. _____
<b>D</b>		<b>E</b>	<b>F</b>	f. _____
				g. _____
Front	Side			h. _____
<b>G</b>		<b>H</b>	<b>I</b>	i. _____

1.02 Identify each in-the-round sculpture as: integrated base or separate base, open mass or closed mass. (Each sculpture will have two answers.) Write the letters of each sculpture after the appropriate term. (each answer 2 points).

				<b>Integrated Base</b>
<b>A</b>	<b>B</b>	<b>C</b>	<b>D</b>	<b>Separate Base</b>
				<b>Open Mass</b>
<b>E</b>	<b>F</b>	<b>G</b>	<b>H</b>	<b>Closed Mass</b>
				
<b>I</b>	<b>J</b>	<b>K</b>	<b>L</b>	

**Answer true or false** (each answer 3 points).

- 1.03 \_\_\_\_\_ Penetrated space refers to closed mass.
- 1.04 \_\_\_\_\_ An integrated base is part of the sculptural design.
- 1.05 \_\_\_\_\_ Sculpture probably began in association with religious practices.
- 1.06 \_\_\_\_\_ Size determines whether a piece is considered a sculpture.
- 1.07 \_\_\_\_\_ Prehistoric peoples created sculptures.
- 1.08 \_\_\_\_\_ Jewelry and furniture are considered three-dimensional forms.
- 1.09 \_\_\_\_\_ Intaglio is a form of sculpture that can be viewed from all sides.



Score \_\_\_\_\_

Instructor Check \_\_\_\_\_  
Initial Date