



# NUMBERS

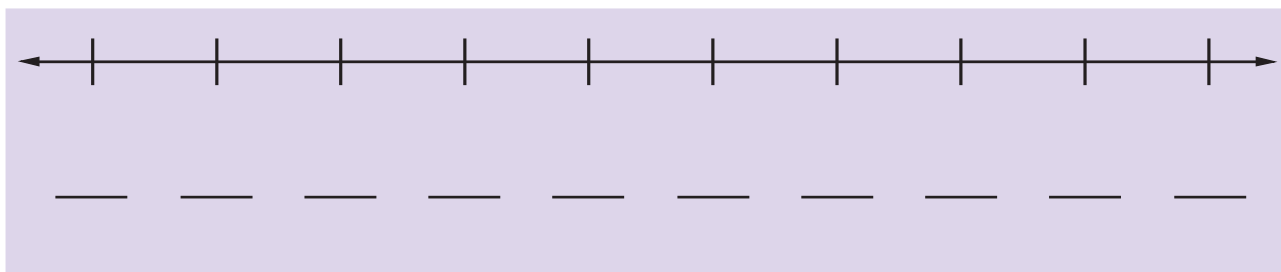
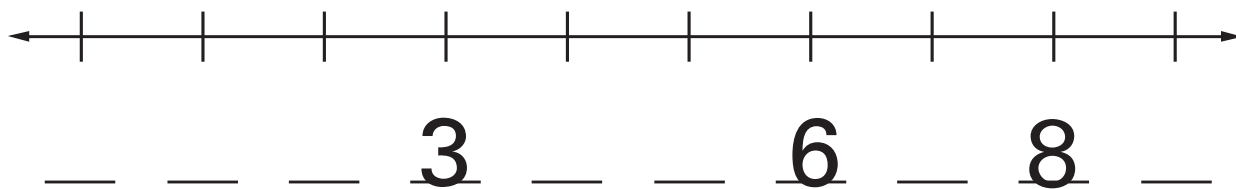
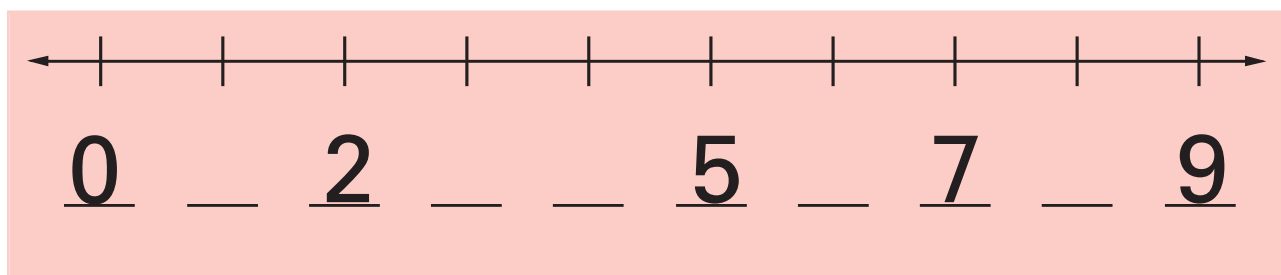
① Trace the numbers.



② Write numbers 0–9.


Two sets of blank handwriting lines. Each set consists of a solid top line, a dashed middle line, and a solid bottom line, providing a guide for letter height and placement.

③ Write in the missing numbers on the number line.



# 4 Connect the dots.

Draw dot to dot.



# NUMBER ORDER – ORDINAL NUMBERS

1





God used numbers to put the world in order.


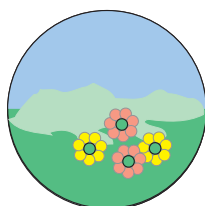


Day \_\_\_\_\_

Day \_\_\_\_\_



Day \_\_\_\_\_



Day \_\_\_\_\_

Day \_\_\_\_\_

Day \_\_\_\_\_

Day \_\_\_\_\_

2

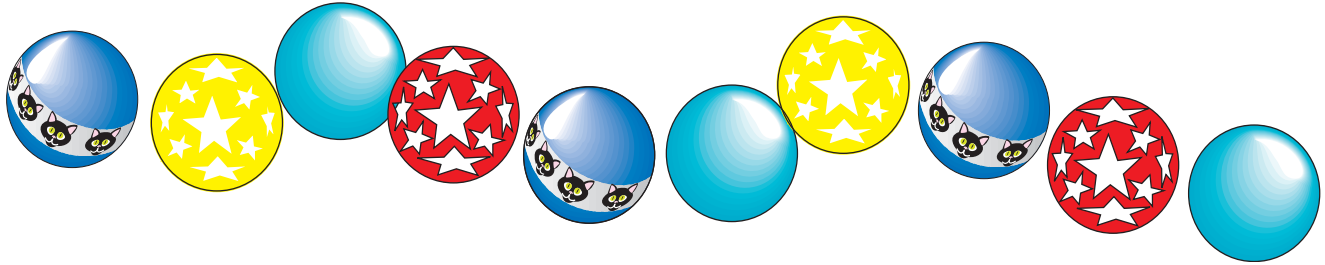
Look at the numbers on the sailboats. These numbers show order. Count the sailboats.




3

Put an X on the first (1) sailboat. Circle the fifth (5) sailboat.


- 4 Count the balls. Put an X on the third (3) ball.  
Circle the eighth (8) ball.



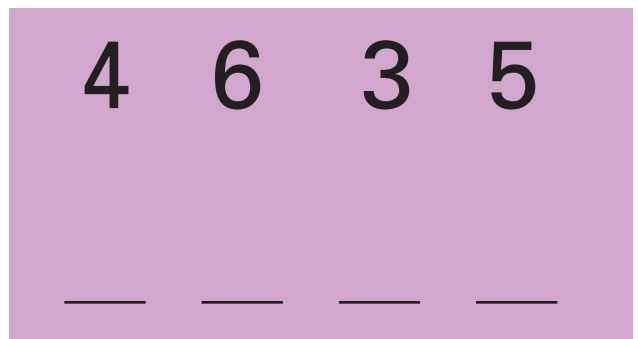
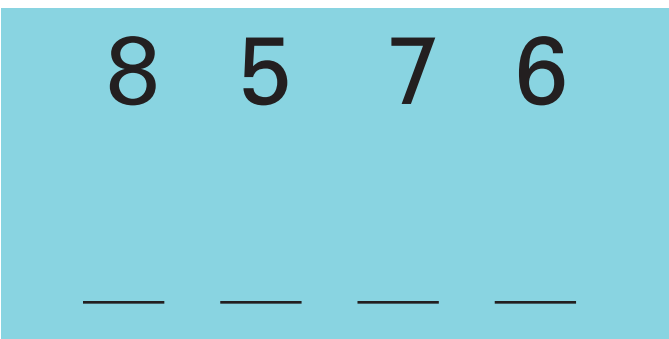
- 5 Count the fish. Put an X on the second (2) fish.



- 6 Write the missing numbers.



- 7 Write the numbers in order.



# SETS

- ① Write the numbers 0–9.

---




---




---

- ② Draw a set of 5 X's.



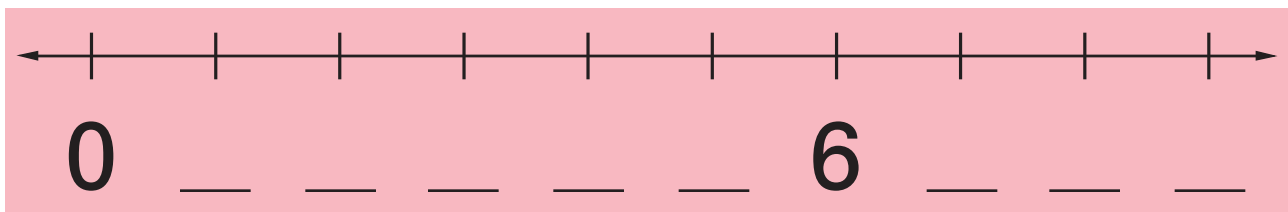
- Draw a set of 10 circles.









- ③ Write the missing numbers by 1's.

1	—	—	4	—	6	7
8	—	10	—	12	13	—
15	—	—	18	—	20	—

- ④ Write the missing numbers on the number line.



5 Count the objects in each set. Write the number in the box.

 <input type="text"/>	 <input type="text"/>	 <input type="text"/>
 <input type="text"/>	 <input type="text"/>	 <input type="text"/>

6 Write the missing numbers by 1's.

22    23    \_\_\_    \_\_\_    \_\_\_    27    \_\_\_

29    \_\_\_    31    \_\_\_    \_\_\_    34    \_\_\_

36    \_\_\_    38    \_\_\_    \_\_\_    41    \_\_\_

43    \_\_\_    45    \_\_\_    \_\_\_    48    \_\_\_