



LANGUAGE ARTS

Student Book

► **1st Grade** | Unit 5

.....

LONG VOWELS AND SYLLABLES

LANGUAGE ARTS 105

Introduction |1

1. Part One	2
Long /a/ 2	
Long /e/ 6	
Possessives 8	
Long /i/ 10	
Rhyming Words 12	
Self Test 1 13	
2. Part Two	14
Long /o/ 14	
Long /u/ 14	
Compound Words 17	
Plurals 18	
Contractions 20	
Self Test 2 23	
3. Part Three	24
Predicting Outcomes 24	
Double Consonants 25	
Syllables 31	
Self Test 3 32	

LIFEPAC Test |Pull-out



**804 N. 2nd Ave. E.
Rock Rapids, IA 51246-1759**

© MCMXCVI by Alpha Omega Publications, Inc.
All rights reserved.
LIFEPAC is a registered trademark of Alpha
Omega Publications, Inc.

All trademarks and/or service marks referenced in this
material are the property of their respective owners. Alpha
Omega Publications, Inc. makes no claim of ownership to any
trademarks and/or service marks other than their own and their
affiliates, and makes no claim of affiliation to any companies
whose trademarks may be listed in this material, other than
their own.

Author:

Margaret E. Davies, B.S.

Editor:

Mary Ellen Quint, M.A.

Consulting Editor:

Rudolph Moore, Ph.D.

Revision Editor:

Alan Christopherson, M.S.

Media Credits:

Page 1: © sekerlili, iStock, Thinkstock; **4:** ©
Malchev, iStock, Thinkstock; **5:** © Aliaksei_7799,
iStock, Thinkstock; **10:** © sayu_k, iStock,
Thinkstock.

LONG VOWELS AND SYLLABLES



You can have fun reading, listening, and writing.

In this LIFEPAK[®], you will learn about words with long vowels.

You will learn to read stories. You will learn to write good sentences. You will learn to spell and write rhyming words. You will learn to write paragraphs and stories.

Objectives

Read these objectives. They will tell what you will be able to do when you have finished this LIFEPAK[®].

1. I can choose words with the sound of long *a*, *e*, *i*, *o*, and *u*.
2. I can read and write good sentences.
3. I can learn about contractions and possessives.
4. I can write paragraphs and stories.
5. I can tell what will happen next.

Write your name.

I am _____ years old.

1. PART ONE

Long /a/

You will learn many new words with the long /a/ sound.
You will write rhyming words and contractions.



Circle the pictures with the long /a/ sound.



Listen for words with the sound of long /a/.




Say each long /a/ word with your teacher.

may	take	came	pail
say	make	game	nail
way	lake	same	hail
day	cake	name	sail
pay	flake	flame	rail
ray	stake	late	tail
bay		gate	wail
hay	rain	plate	bail
	chain	eight	
they	train	veil	tale
obey	brain	wait	whale



Circle the pictures with the long /a/ sound.






Say the words.




rake



cake



lake



drake



Copy in your writing tablet the words that rhyme in the poem in your LIFEPAK Reader.



Write rhyming words.

_____ake

_____ate

Handwriting practice lines (blue top and bottom lines, dashed pink middle line) for writing rhyming words.

Handwriting practice lines (blue top and bottom lines, dashed pink middle line) for writing rhyming words.

Can you think of more words?



Write them in your writing tablet.



Write the letters. Read the words.



c _____ ke



sc _____ le



h _____ y



r _____ in



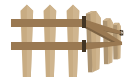
pl _____ te



sn _____ il



s _____ il



g _____ te



Write /a/. Read the words.



_____ pron



_____ im



_____ pe



_____ corn

Long /e/

You will learn about the sound of long /e/ in words.



The Bee



Bzz, Bzz, Bzz.
I hear a bee.

Run, Run, Run!
The bee sees me.

bee

see

tree

free

Listen for the sound of long /e/.



Read the long /e/ words.

Spelled e or ee			
be	feed	eel	deep
he	need	feel	keep
me	seed	heel	sleep
we		peel	steep
	beef	wheel	
bee	reef		feet
see	seen		sheet
wee	peek	teen	street
tree	seek	green	
free	week	queen	freeze
thee	creek	between	sneeze



Listen for the long /e/ sound at the end of these words.

puppy
silly

funny
baby

happy
story

daddy
penny

Possessives



Write the words.


John's / John

cat was in the bush.

Zack is

him / his

cat.



We went to see

his / he

cat.

fur is black.

Zack's / Zack



Write a story about a cat.

Write a good title for your story.

Draw a picture about your story.

Read your story and show your picture to your class.



Write the words.

The frog can _____ .

 jump / jumping

Pat _____ in the swing.

 sits / sitting

Mom _____ me bake the cake.

 help / helped

Jan _____ a dog.

 has / have

Bob _____ with Jan.

 talk / talks

Sam _____ a dog.

 is / are





Long /i/

Listen for words with the sound of long /i/.



Circle the pictures with the long /i/ sound.



Read these long /i/ words.

Bible

life

dime

kite

knife

time

white

ice

polite

mice

bike

fine

slice

like

line

alive

Mike

mine

five

hide

drive

ride

mile

ripe

slide

smile


wipe

size

SELF TEST 1

Each answer = 1 point

Circle the pictures with the long /a/ sound.



Circle the long /e/ words.

be

set

he

pen

me

Write the words.

That is _____ red balloon.
me / my

Here is _____ hat.
Jack's / Jacks

_____ bike is blue.
Daves / Dave's

Write the rhyming words.

dime

mice





Teacher Check

Initial Date



My Score



804 N. 2nd Ave. E.
Rock Rapids, IA 51246-1759

800-622-3070
www.aop.com

LAN0105 – Feb '17 Printing

ISBN 978-0-86717-305-5



9 780867 173055