



LANGUAGE ARTS

Student Book

► **1st Grade** | Unit 7

.....

VOWEL DIGRAPHS AND SENTENCES

LANGUAGE ARTS 107

Introduction |1

1. Part One	2
Long a Sounds 2	
Compound Words 3	
Long e Sounds 4	
Rhyming Words 6	
Sentences 7	
Verb Forms 9	
Syllables 11	
Kinds of Sentences 12	
Self Test 1 13	
2. Part Two	14
Sequence 15	
Consonant Blends and Suffixes 16	
Main Idea 17	
Contents Page 22	
Self Test 2 23	
3. Part Three	24
Letters 25	
Verb Forms 28	
More Fun with Words 30	
Self Test 3 32	

LIFEPAC Test |Pull-out



804 N. 2nd Ave. E.
Rock Rapids, IA 51246-1759

© MCMXCVI by Alpha Omega Publications, Inc.
All rights reserved.
LIFEPAC is a registered trademark of Alpha Omega Publications, Inc.

All trademarks and/or service marks referenced in this material are the property of their respective owners. Alpha Omega Publications, Inc. makes no claim of ownership to any trademarks and/or service marks other than their own and their affiliates, and makes no claim of affiliation to any companies whose trademarks may be listed in this material, other than their own.

Author:
Margaret E. Davies, B.S.

Editor:
Mary Ellen Quint, M.A.

Consulting Editor:
Rudolph Moore, Ph.D.

Revision Editor:
Alan Christopherson, M.S.

Media Credits:
Page 1: © Gallyna Puzyrna, Hemera, Thinkstock;
5: © TheTurtleFactory, iStock, Thinkstock.

FUN WITH WORDS



You can have fun and learn by listening, reading, and writing.

In this LIFEPAK[®], you will learn about vowel digraphs.

You will learn about word endings.

You will learn to spell and to write more words.

You will learn to write better sentences.

You will learn to write letters and invitations.

Objectives

Read these objectives. They will tell what you will be able to do when you have finished this LIFEPAK[®].

1. I can learn words with vowel digraphs.
2. I can write words with new endings.
3. I can tell what comes next in a story.
4. I can tell how many syllables a word has.
5. I can put things in order.
6. I can spell many new words.
7. I can write a good story.

1. PART ONE

Long a Sounds

Listen for words with the sound of long /a/.



Say each long /a/ word with your teacher.

may	take	came	pail
say	make	game	nail
way	lake	same	hail
day	cake	name	sail
pay	flake	flame	rail
ray	stake	late	tail
bay	_____	gate	wail
hay	rain	plate	bail
_____	chain	eight	_____
they	_____	veil	tale
obey	train	_____	whale
_____	brain	wait	_____

The lazy train will not haul today.



Circle the long /a/ words.



say	paint	make	draw
train	the	caught	have
hat	go	table	pet
cake	play		

Compound Words




Write these compound words.

play + mate

hay + stack

pay + day



See what happens to my braids ...

when I am afraid!!!



Long e Sounds

Listen for the sound of long /e/.



Read the long /e/ words.

be	feed	eel	deep
he	need	feel	keep
me	seed	heel	sleep
we	_____	peel	steep
_____	beef	wheel	_____
bee	reef	_____	feet
see	_____	seen	sheet
wee	peek	teen	street
tree	seek	green	_____
free	week	queen	freeze
thee	creek	between	sneeze



Write the compound word.



wheel

+



chair =

Here are more long /e/ words.



Read the long /e/ words.



ea

sea

team

meal

each

tea

steam

real

reach

stream

seal

bead

steal

ease

read

bean

please

mean

eat

leaf

clean

beat

lease

sheaf

heat

peace

heap

meat

weak

leap

treat

east

speak

cheap

wheat

feast



ie

piece

chief

believe

niece

thief

priest

Rhyming Words



Circle three that are alike.

three	red	four	five
boy	girl	baby	horse
bed	sleep	party	night
again	beside	began	behind
what	will	who	where
sing	find	mind	kind
The	Can	she	Do
2	.	?	!
I	me	my	you



Write the rhyming word.

niece bee sweet

I **see** a _____ .

Do my **feet** smell _____ ?

Take this **piece** to my _____ .

Sentences

A sentence must be a complete thought.



Is this a sentence? Write *yes* or *no*.

The big dog.


I will go home.

We are singing.

Down the street.



Write a story in your writing tablet about a kite.



Write a good title.

Write good sentences.

Draw a picture about your story.

Read your story and show your picture to the class.




A FLY BY SY'S PIE

"Look! Look!" called Sy.
"I have a fly in my pie!
I can't eat this pie.
Look at the fly."



Oh! Oh! Oh!
How the children
laughed.
They said "Oh, Sy.
You can eat your pie.
That's a play fly!"



"Oh!" laughed Sy.
"A play fly is by my pie!"



Verb Forms



Write the words.

Sy _____ a piece of pie.
has / have

He _____ a fly by his pie.
see / saw

The children _____ laughing.
was / were

It _____ a play fly.
was / were

Sy _____ laughing, too.
was / were

His pie _____ good.
is / are



Talk about teasing and playing jokes.

Is it always fun?

Could it be a bad thing to do? When? Why?



Surprise! Surprise!



Circle the word.

Whose birthday is it?

Lila's

Jan's

Dan's

Ty's



Who's bringing the cake?

Jan

May

Al

Bob

How old will Lila be?

six

ten

five

eight

What will Lila find in the boxes?

dogs

candles

presents

What might happen next?

SELF TEST 1

Each answer = 1 point

Write ., ?, or !.

Can you come over to play _____

Surprise _____ Surprise _____

Happy birthday _____

It is time to go to bed _____

How many parts in each word? Write 1 or 2.

cry _____

candy _____

happy _____

kite _____

walking _____

mother _____

Circle the long /e/ words.

be

eat

has

we

her

get

tree

see

happy

read

speak

let

Circle the long /a/ words.

ate

bed

can

wait

see

take

tree

see

bag

bee

bait

man






Teacher Check

Initial Date



My Score



804 N. 2nd Ave. E.
Rock Rapids, IA 51246-1759

800-622-3070
www.aop.com

LAN0107 - Feb '17 Printing

ISBN 978-0-86717-307-9



9 780867 173079