



LANGUAGE ARTS

Student Book

► **3rd Grade | Unit 8**

.....

LANGUAGE ARTS 308

READING SKILLS

Introduction	3
1. Sequence and Order 4
Reading for Sequence	5
Adjectives	12
Handwriting	17
Spelling	18
Self Test 1	22
2. Detail and Compare 25
Reading for Details	26
Comparing with Adjectives	33
Handwriting	39
Spelling	41
Self Test 2	48
3. Reading Drama 52
Reading a Play	53
Verbs	59
Handwriting	64
Spelling	66
Self Test 3	69
LIFEPAC Test	Pull-out



Author:

Patsy J. Ressler, M.A.

Editor-in-Chief:

Richard W. Wheeler, M.A.Ed.

Editor:

Joyce Davis

Consulting Editor:

Rudolph Moore, Ph.D.

Revision Editor:

Alan Christopherson, M.S.

Media Credits:

Page 3: © Christos Georghiou, iStock, Thinkstock; **4:** © Nastco, iStock, Thinkstock; **5:** © MariaTkach, iStock, Thinkstock; **6:** © Dynamic Graphics, liquidlibrary, Thinkstock; **25:** © minoandriani, iStock, Thinkstock; **26:** © ChrisGorgio, iStock, Thinkstock; **34:** © Ingram Publishing, Thinkstock; © khwanchais, iStock, Thinkstock; © bhofack2, iStock, Thinkstock; **49:** © IvanNikulin, iStock, Thinkstock; **52:** © pialhovik, iStock, Thinkstock; **58:** © marochkina, iStock, Thinkstock; **59:** © aleksandarstudio, iStock, Thinkstock; © Sabonis, iStock, Thinkstock; © seamartini, iStock, Thinkstock.

All circular images are © vectorikart, iStock, Thinkstock.



**804 N. 2nd Ave. E.
Rock Rapids, IA 51246-1759**

© MCMXCVI by Alpha Omega Publications, Inc. All rights reserved.
LIFEPAAC is a registered trademark of Alpha Omega Publications, Inc.

All trademarks and/or service marks referenced in this material are the property of their respective owners.
Alpha Omega Publications, Inc. makes no claim of ownership to any trademarks and/or service marks other than their own and their affiliates, and makes no claim of affiliation to any companies whose trademarks may be listed in this material, other than their own.

READING SKILLS

In Language Arts LIFEPAK® 308, you will learn how to put events in sequence and read for details. A story, “Fourth of July,” and a newspaper story; “Betty’s Babe,” will help you. A play, “Z zzz-zzz,” is included to help you understand how to read drama. You will learn about adjectives and more about verbs. You will learn to write sentences that describe and compare things. Some practice and review in good handwriting is included. You will learn to spell and use some new words.

Objectives

Read these objectives. The objectives tell you what you will be able to do when you have finished this LIFEPAK.

1. You will be able to put pictures and sentences in sequence.
2. You will be able to find sentences that are not in sequence in a paragraph.
3. You will be able to tell what an adjective is.
4. You will be able to use adjectives to compare things.
5. You will be able to find the main idea and its details in a paragraph.
6. You will be able to write a paragraph.
7. You will be able to tell what a verb is.
8. You will be able to tell what being verbs and compound verbs are.
9. You will be able to tell a drama from other kinds of writing.
10. You will be able to spell new words.
11. You will be able to improve your handwriting skills.

1. SEQUENCE AND ORDER

In Section 1 of this LIFEPAK, you will learn how to put things in sequence (a list of things in a certain order). You will read a story and then be able to put things in the story in the order they happened. You will be able to look at a group of pictures and place them in sequence to tell a story, too. You will be able to tell what an adjective is and how to use an adjective in a sentence. You will learn to spell new words and practice handwriting skills.

Vocabulary

Study these new words. Learning the meanings of these words is a good study habit and will improve your understanding of this LIFEPAK.

arena (u rē' nu). A space for shows with seats all around it.

barbecue (bär' bu kyü). Meal cooked outdoors over an open fire.

bucking (buk' ing). Horse jumping into the air with back up and head down.

celebration (sel u brā' shun). To honor a special day.

chores (chôrz). Small jobs.

decorate (dek' u rāt). To make more beautiful.

event (i vent'). A contest in a sports program.

fireworks (fīr' wërks). Firecrackers and skyrockets that burn in the sky, make noise, and make pretty lights.

rodeo (rō' dē ō). A contest of horse riding and other cowboy skills.

tarp (tärp). Strong cloth that does not soak up water.

Note: All vocabulary words in this LIFEPAK appear in **boldface** print the first time they are used. If you are unsure of the meaning when you are reading, study the definitions given.

Pronunciation Key: *hat, āge, cāre, fār; let, ēqual, tèrm; it, īce; hot, ōpen, ôrder; oil; out; cup, pūt, rüle; child; long; thin; /TH/ for then; /zh/ for measure; /u/ represents /a/ in about, /e/ in taken, /i/ in pencil, /o/ in lemon, and /u/ in circus.*

Ask your teacher to say the previous words with you.



Teacher check:

Initials _____ Date _____



Reading for Sequence

Read this story about a Fourth of July **celebration**. Learn the meanings of the new words. Read carefully so you will be able to put the happenings in correct order.






The Fourth of July

The Fourth of July is always a big day for my family. Mom is up very early getting our picnic lunch ready. Joseph and I get up and hurriedly do the **chores**. After breakfast, Dad loads our things—a **tarp**, a quilt or two, and the lunch basket—into the pickup and away we go to Silver City.

Almost all the people of Silver City turn out for the Fourth of July celebration. At ten o'clock, the parade starts. The floats come first and then the funny clowns. The **rodeo** queen and her princesses ride by on their beautiful, high-stepping horses. The Silver City High School band and all the old cars come last.

After the parade, it is lunchtime. Some people go to the city **barbecue**, but we usually eat our basket lunch under a big shade tree near the rodeo grounds. We spread our tarp on the ground, take out our lunch and sit down. How good the fried chicken, potato salad, and lemonade taste. Mom always **decorates** a big cake for the Fourth of July, and it is so delicious.

After lunch, the rodeo begins. Many of our friends ride in several **events**. We really clap when Shorty ropes the calf, or Emmett rides the **bucking** horse for ten full seconds. It is so funny when the clowns come into the **arena** and do silly things. Once in a while, a cowboy gets thrown off his horse, but when he jumps up and waves his hat at the crowd, everyone laughs and claps. When a summer afternoon shower comes, we are glad we have brought the tarp to put over us.




| Mom makes a Fourth of July cake.

All too soon, the rodeo is over, and it is time to start for home.

The Fourth of July is over for us, but in Silver City there will be **fireworks** after dark. Sometimes, if we really look hard, we might see something light up the sky in the direction of Silver City as we drive home. Joseph and I soon fall asleep in the back of the bouncing pickup truck.

Sequence is the coming of one thing after another in a special order. The alphabet is a sequence of letters. The letters always come one after another in a special order. Counting from one to ten is a sequence of numbers. Number four must follow number three to be in sequence.




Get in line. We have to be in sequence.



Complete this activity.

- 1.1** Johnny's little sister was trying to count. Write the numbers she left out of sequence on the lines. Then, write all ten numbers in sequence.



one, _____

_____, ten

The events of your day are in sequence, too. You get up in the morning. You have breakfast, lunch, and dinner. Then, you go to bed at night. You could put other events from your day in sequence, too.

Stories have sequence. The events happen in a special order. Sometimes, a paragraph will tell a sequence of events. Paying attention to sequence is a good reading skill. It will help you remember what you read.

Comics are also a form of sequence. Pictures put in a certain order, or sequence, tell a story.

**Number the events in sequence.****1.2**

The events from the story “Fourth of July” are listed. Number them in the order they happened.

- a. _____ watching the parade
- b. _____ watching the rodeo
- c. _____ getting ready to go
- d. _____ watching the sky for fireworks
- e. _____ having lunch
- f. _____ riding into town

**List and number the order of events.****1.3**

The parade in the story had a sequence. The first one is done for you.

the floats

- a. _____
- b. _____
- c. _____
- d. _____

1.4

Number the events of the rodeo in sequence.

- a. _____ Shorty ropes a calf.
- b. _____ A shower comes by.
- c. _____ Clowns do silly things.
- d. _____ The rodeo is over.
- e. _____ Emmett rides the bucking horse.
- f. _____ Cowboys get thrown off horses.

1.5 Number these pictures in sequence so they tell a story.



 **Complete this activity.**

1.6 Read the following story. On another piece of paper, draw five pictures in sequence that tell the same story without using any words.



A Visit to the Airport

The boys and girls hurried to get lined up. They got on the school bus to go on a field trip. They rode quietly on the bus. Soon, they arrived at the airport. They learned many things about the airport. On the way back to school, the boys and girls sang songs on the bus.



Teacher check:

Initials _____ Date _____

Sometimes, when boys and girls write stories, they tell things all mixed up. They do not put things in sequence. When this happens, it is hard to understand what they want to say. Read the paragraph that Jim wrote.



Find the sentence that is out of order. Rewrite the paragraph in sequence so it will be easy to understand. Read all the sentences before you begin.

- 1.7** Last summer, we went to visit Grandma and Grandpa on the farm. On the way home, we saw a deer beside the road. I helped Grandma gather eggs. My brother helped haul the hay. All too soon, it was time to leave.



Adjectives

Do you know what an *adjective* is? An adjective is a word that tells something about a noun. Remember that a noun is a word that names a person, place, time, or thing. An adjective tells about a person, place, time, or thing. An adjective can tell *how many* persons, places, times, or things.

Example: The teacher asked *six* questions.

Six is an adjective. *Six* tells about the noun *questions*. *Six* tells how many questions.

Example: Many bugs were crawling on the ground.

Many tells how many bugs. *Many* is an adjective. *Bugs* is the noun it tells about (many bugs).



Write adjectives from the box that tell how many to complete these sentences. In each sentence, draw a circle around the noun that each adjective tells about.

many
eight
two

all
several
hundred

ten
some
no

most
six
few

- 1.8** My mother has _____ coats.
- 1.9** Uncle Mark has _____ pigs.
- 1.10** _____ of our friends came to play.
- 1.11** Mary has a _____ mittens.
- 1.12** Gene has _____ shirts to wear.
- 1.13** _____ people have a car to drive.


SELF TEST 1

Each answer = 1 point

Number the correct order, or sequence.

- 1.01** A fourth grader is having a birthday. Number the events of the day in sequence.
- a. _____ Today is my birthday.
 - b. _____ The party is in the afternoon.
 - c. _____ This morning, I will help Mom bake a cake.
 - d. _____ After we bake the cake, we will clean up.
 - e. _____ When the children leave, we will give each of them a book.
 - f. _____ The boys and girls will come to our house for the party.

- 1.02** Number the pictures to show the sequence of a story.



Complete this activity about sequence.

- 1.03** Find two sentences that are not in the correct sequence. (1 point)
 Put lines under them. (1 point) Rewrite the paragraph in the correct sequence. (1 point)

Last summer, we went to visit Grandma and Grandpa. They live on a farm. On the way home, we saw a deer beside the road. We helped with some of the work. We got home just in time for school to start. I helped gather the eggs. My brother helped haul the hay. All too soon, it was time to leave.

Write the correct answer on each line.

- 1.04** An adjective is a word that tells about a a. _____ ,
b. _____ , c. _____ , or
d. _____ .
- 1.05** An adjective is a word that tells a. _____ ,
b. _____ , or c. _____ .
- 1.06** Write adjectives that tell *how many* in these sentences.
- a. Our teacher brought _____ books to school.
- b. I took _____ papers home to show my mother and father.
- c. The pet store has _____ puppies.

1.07 Write adjectives that tell *what kind* in these sentences.

- a. My sister has a _____ coat.
- b. Grandmother lives in a _____ house.
- c. Look out the window to see if it is a _____ day.

1.08 Write adjectives that tell *which one* in these sentences.

- a. The _____ boy helped me when I fell.
- b. That _____ rabbit isn't afraid of me.
- c. My _____ hand hurts.

Circle an adjective in each sentence.

1.09 We went up the long drive to the house.

1.010 In the ocean are many fish.

1.011 Mom bought sour plums!

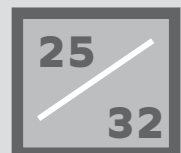


Teacher check:





Score _____

Initials _____

Date _____



Take your spelling test of Spelling Words-1.



804 N. 2nd Ave. E.
Rock Rapids, IA 51246-1759

800-622-3070
www.aop.com

LAN0308 - Jan '16 Printing

ISBN 978-0-86717-328-4



9 780867 173284