

MATH

Student Book

► **1st Grade** | Unit 7

.....

COUNT TO 200, SUBTRACT TO 12

MATH 107

Introduction |1

1. Count to 200	2
Addition Facts 5	Self Test 1 8
Number Order to 200 7	
2. Ordinal Numbers	9
Place Value 10	Self Test 2 15
Money 12	
3. Subtraction to 12	16
Operation Symbols 18	Self Test 3 22
Story Problems 20	
4. Time	23
A.M. and P.M. 24	Self Test 4 27
Fractions and Shapes 25	
5. Skip Counting	28
Operation Symbols 29	Charts 31
Estimation 30	Self Test 5 34
LIFEPAC Test Pull-out	



**804 N. 2nd Ave. E.
Rock Rapids, IA 51246-1759**

© MCMXCVII by Alpha Omega Publications, Inc.
All rights reserved.

LIFEPAC is a registered trademark of Alpha
Omega Publications, Inc.

All trademarks and/or service marks referenced in this
material are the property of their respective owners. Alpha
Omega Publications, Inc. makes no claim of ownership to any
trademarks and/or service marks other than their own and their
affiliates, and makes no claim of affiliation to any companies
whose trademarks may be listed in this material, other than
their own.

Author:

Carol Bauler, B.A.

Editor:

Alan Christopherson, M.S.

Media Credits:

Page 1: © wenchiaawang, iStock, Thinkstock;

9: © jessie974, iStock, Thinkstock.

Learn with our friends!



When you see me, I will help your teacher explain the exciting things you are expected to do.



When you do actions with me, you will learn how to write, draw, match words, read, and much more.



You and I will learn about matching words, listening, drawing, and other fun things in your lessons.



Follow me and I will show you new, exciting truths that will help you learn and understand what you study. Let's learn!

COUNT TO 200, SUBTRACT TO 12



Objectives

Read these objectives. They will tell what you will be able to do when you have finished this LIFEPAK®.

1. I can count and recognize number order to 200.
2. I can learn place value.
3. I can solve story problems.
4. I can subtract number facts to 12.
5. I can learn about A.M., P.M., fractions, shapes, and sequence.
6. I can make a chart using data I have gathered.

My name is

1. COUNT TO 200

90, 91, 92, 93, 94, 95, 96, 97, 98, 99, 100




Count to 200.

100	101	102	103	104	105	106	107	108	109
110	111	112	113	114	115	116	117	118	119
120	121	122	123	124	125	126	127	128	129
130	131	132	133	134	135	136	137	138	139
140	141	142	143	144	145	146	147	148	149
150	151	152	153	154	155	156	157	158	159
160	161	162	163	164	165	166	167	168	169
170	171	172	173	174	175	176	177	178	179
180	181	182	183	184	185	186	187	188	189
190	191	192	193	194	195	196	197	198	199
200									



Write the number in each box.

		102			105		107		
				114				118	
120			123			126			129
	131			134				138	
		142			145		147		
	151				155				159
				164		166			169
		172			175				
180			183			186		188	
			193		195		197		
200									





Write the missing numbers.

143, _____, _____, 146, _____, 148, _____

162, _____, 164, _____, 166, _____, 168

101, _____, _____, _____, 105, _____, _____

192, _____, 194, _____, _____, 197, _____

144, _____, _____, 147, _____, _____, 150

177, _____, 179, _____, _____, 182, _____



Put a circle around each number greater than 156.

175 151 111 199 187 165

127 191 157 129 154 109

130 125 140 165 105 123

182 163 173 142 169 180



Put a circle around each number less than 181.

191 115 159 180 184 193

122 175 164 153 192 124

187 190 179 110 151 170

116 196 145 200 185 183

Addition Facts



Write the answer.



How long
do I estimate? _____

$$\begin{array}{r} 6 \\ + 4 \\ \hline \end{array}$$

$$\begin{array}{r} 4 \\ + 9 \\ \hline \end{array}$$

$$\begin{array}{r} 8 \\ + 3 \\ \hline \end{array}$$

$$\begin{array}{r} 7 \\ + 8 \\ \hline \end{array}$$

$$\begin{array}{r} 7 \\ + 6 \\ \hline \end{array}$$

$$\begin{array}{r} 8 \\ + 8 \\ \hline \end{array}$$

$$\begin{array}{r} 9 \\ + 4 \\ \hline \end{array}$$

$$\begin{array}{r} 6 \\ + 8 \\ \hline \end{array}$$

$$\begin{array}{r} 9 \\ + 2 \\ \hline \end{array}$$

$$\begin{array}{r} 8 \\ + 6 \\ \hline \end{array}$$

$$\begin{array}{r} 6 \\ + 6 \\ \hline \end{array}$$

$$\begin{array}{r} 9 \\ + 8 \\ \hline \end{array}$$

$$\begin{array}{r} 3 \\ + 8 \\ \hline \end{array}$$

$$\begin{array}{r} 5 \\ + 5 \\ \hline \end{array}$$

$$\begin{array}{r} 9 \\ + 3 \\ \hline \end{array}$$

$$\begin{array}{r} 8 \\ + 4 \\ \hline \end{array}$$

$$\begin{array}{r} 8 \\ + 9 \\ \hline \end{array}$$

$$\begin{array}{r} 5 \\ + 6 \\ \hline \end{array}$$

$$\begin{array}{r} 4 \\ + 7 \\ \hline \end{array}$$

$$\begin{array}{r} 3 \\ + 7 \\ \hline \end{array}$$

$$\begin{array}{r} 9 \\ + 9 \\ \hline \end{array}$$

$$\begin{array}{r} 9 \\ + 5 \\ \hline \end{array}$$

$$\begin{array}{r} 7 \\ + 7 \\ \hline \end{array}$$

$$\begin{array}{r} 6 \\ + 9 \\ \hline \end{array}$$

$$\begin{array}{r} 6 \\ + 7 \\ \hline \end{array}$$

$$\begin{array}{r} 7 \\ + 5 \\ \hline \end{array}$$

$$\begin{array}{r} 9 \\ + 6 \\ \hline \end{array}$$

$$\begin{array}{r} 3 \\ + 9 \\ \hline \end{array}$$

$$\begin{array}{r} 4 \\ + 8 \\ \hline \end{array}$$

$$\begin{array}{r} 9 \\ + 7 \\ \hline \end{array}$$

$$\begin{array}{r} 8 \\ + 5 \\ \hline \end{array}$$

$$\begin{array}{r} 7 \\ + 9 \\ \hline \end{array}$$

$$\begin{array}{r} 9 \\ + 1 \\ \hline \end{array}$$

$$\begin{array}{r} 8 \\ + 2 \\ \hline \end{array}$$

$$\begin{array}{r} 4 \\ + 6 \\ \hline \end{array}$$

$$\begin{array}{r} 5 \\ + 7 \\ \hline \end{array}$$

$$\begin{array}{r} 5 \\ + 8 \\ \hline \end{array}$$

$$\begin{array}{r} 7 \\ + 3 \\ \hline \end{array}$$

$$\begin{array}{r} 8 \\ + 7 \\ \hline \end{array}$$

$$\begin{array}{r} 7 \\ + 4 \\ \hline \end{array}$$

$$\begin{array}{r} 6 \\ + 5 \\ \hline \end{array}$$

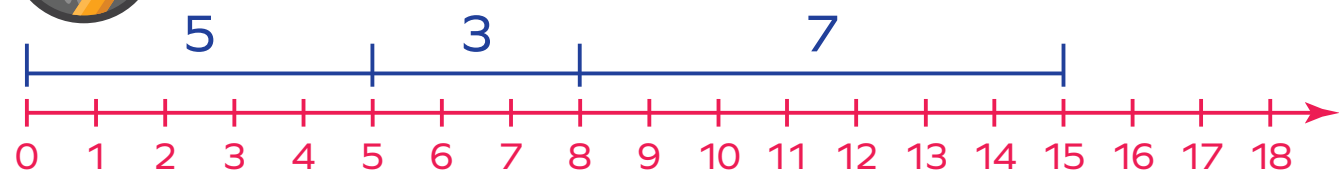
$$\begin{array}{r} 5 \\ + 9 \\ \hline \end{array}$$



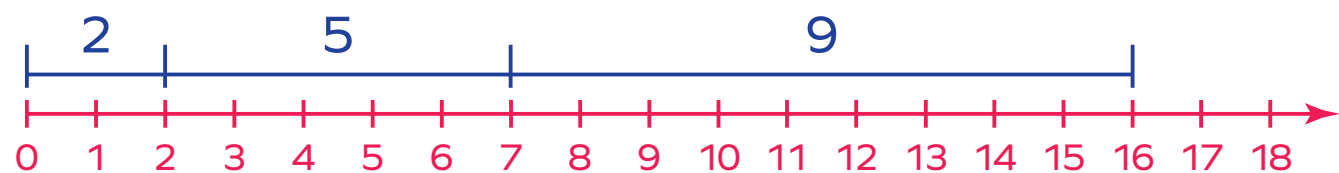
How long did I take? _____



Write a number sentence.



_____ + _____ + _____ = _____



_____ + _____ + _____ = _____

Write the answer.

2	1	3	2	2	2
1	4	2	1	4	4
+ 2	+ 3	+ 5	+ 5	+ 4	+ 2

6	3	1	2	6	4
4	4	6	8	2	8
+ 2	+ 6	+ 5	+ 3	+ 6	+ 1

60	10	64	32	88	52
+ 4	+ 4	+ 4	+ 3	+ 1	+ 5

34	61	66	50	22	17
+ 51	+ 18	+ 22	+ 25	+ 51	+ 61

Number Order to 200



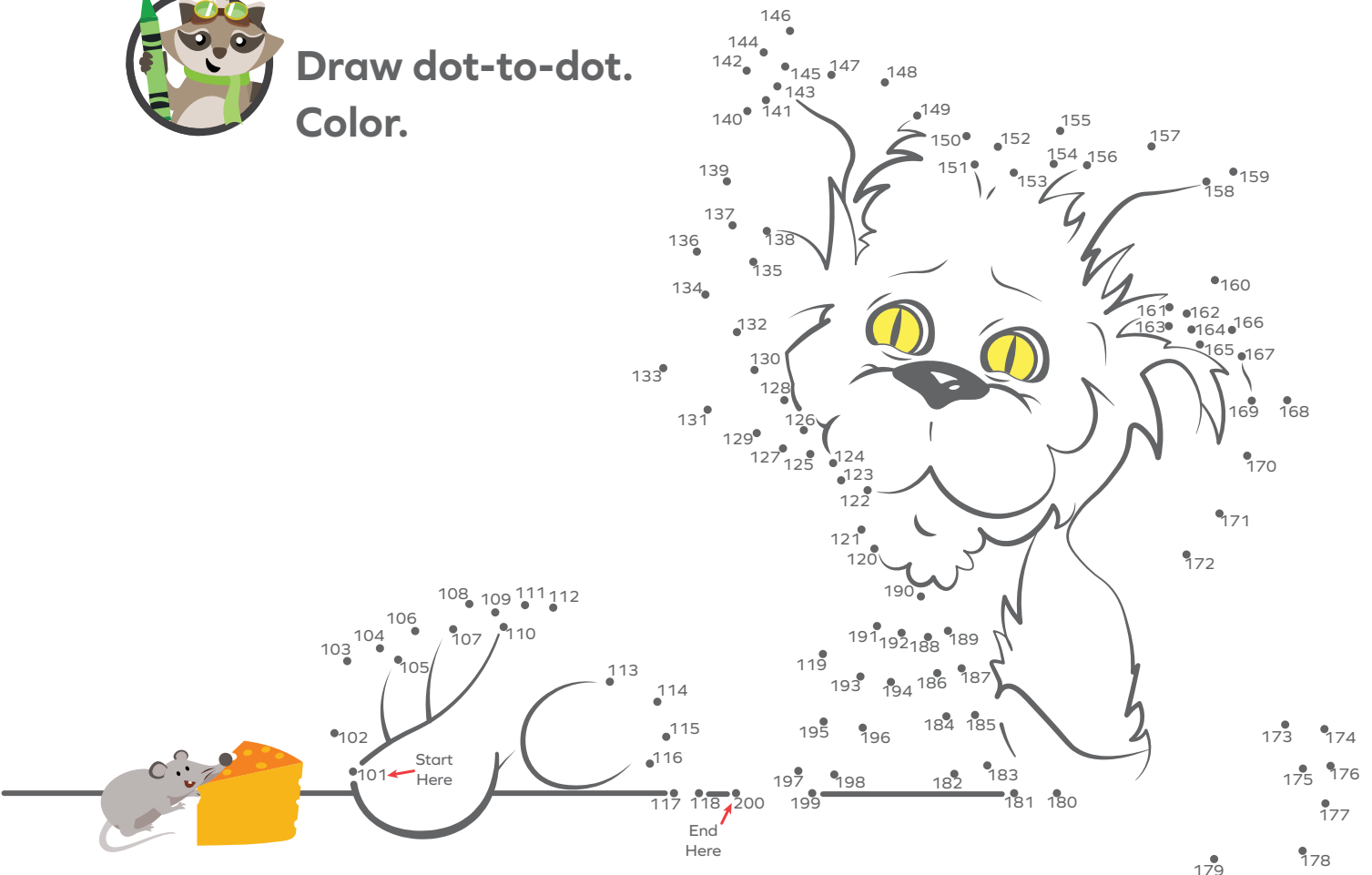
There was a rat,
A small gray rat,
Who had a piece of cheese.

There was a cat,
Named Matt the Cat,
Who often liked to tease.

"I say," the cat said to the rat,
"I'd like some of your cheese."
"You may," the rat said to the cat,
"But first you must say 'please'."



**Draw dot-to-dot.
Color.**



Before you take the Self Test, study what you have read and done. The Self Test will check what you remember.

SELF TEST 1

Each answer = 1 point

Put a circle around each number greater than 150.

128 155 150 110 182 176

Put a circle around each number less than 150.

117 145 150 159 162 139

Put a circle around the number ...that comes **after** 144. 143 145that comes **after** 175. 176 174that comes **before** 124. 123 125that comes **before** 161. 162 160**Find the sum.**

$$\begin{array}{r} 7 \\ + 5 \\ \hline \end{array}$$

$$\begin{array}{r} 8 \\ + 6 \\ \hline \end{array}$$

$$\begin{array}{r} 9 \\ + 5 \\ \hline \end{array}$$

$$\begin{array}{r} 6 \\ + 7 \\ \hline \end{array}$$

$$\begin{array}{r} 3 \\ 6 \\ + 2 \\ \hline \end{array}$$

$$\begin{array}{r} 7 \\ 1 \\ + 8 \\ \hline \end{array}$$

$$\begin{array}{r} 30 \\ + 5 \\ \hline \end{array}$$

$$\begin{array}{r} 63 \\ + 4 \\ \hline \end{array}$$

$$\begin{array}{r} 27 \\ + 31 \\ \hline \end{array}$$


$$\begin{array}{r} 52 \\ + 35 \\ \hline \end{array}$$

Write the missing numbers.

127, 128, _____, _____, _____, 132, 133

185, _____, 187, _____, 189, _____, 191

190, _____, _____, 193, _____, _____, 196




Teacher Check

Initial Date



My Score



804 N. 2nd Ave. E.
Rock Rapids, IA 51246-1759

800-622-3070
www.aop.com

MAT0107 – Feb '17 Printing

ISBN 978-0-86717-427-4

