

BIBLE

STUDENT BOOK

▶ **3rd Grade**

.....

BIBLE 301

LIVING FOR GOD

Introduction |3

1. Loving and Obeying God 4

Abraham Loved and Obeyed God |5

Self Test 1 |12

2. Loving and Praising God 14

Paul and Silas Praised God |15

David Praised God |19

Self Test 2 |21

3. Loving and Worshiping God 23

Israelites Worshiped the Golden Calf |24

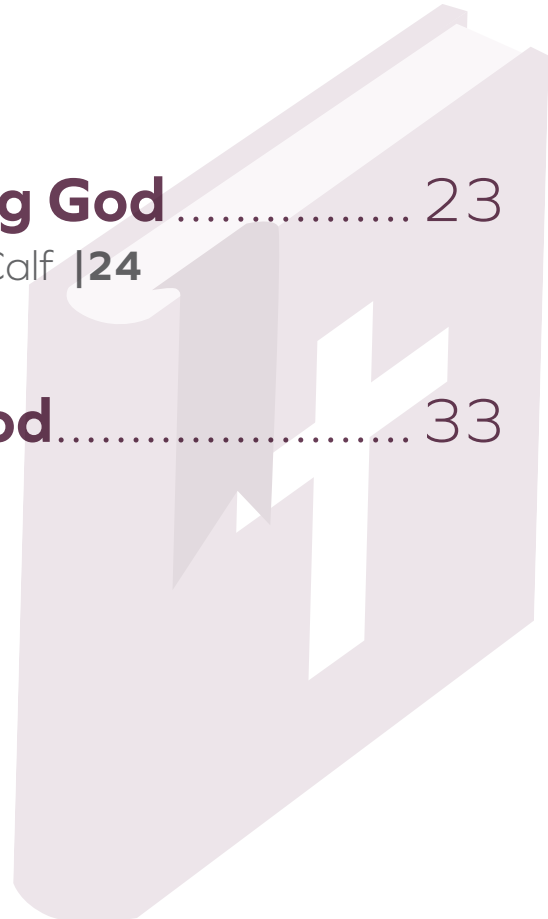
Self Test 3 |31

4. Loving and Serving God 33

Daniel Served God |34

Self Test 4 |42

LIFEPAC Test |Pull-out



LIVING FOR GOD

God has given us His Word to help us learn to live for Him. Studying this LIFE PAC® will help teach you how you should live. The stories you read will help you to know why you are here. You will learn about loving and obeying God. You will find out how to praise God. You will find out how you can worship God. Also, you will learn how to serve God.

Objectives

Read these objectives. The objectives tell you what you will be able to do when you have successfully completed this LIFE PAC.

1. You will be able to explain why Abraham obeyed God.
2. You will be able to tell the story of Paul and Silas.
3. You will be able to explain how the Israelites sinned in their worship.
4. You will be able to tell how Daniel served God.

1. JESUS IS BORN

A little baby is born. The baby is special. He is Jesus Christ, the Son of God.

Vocabulary

Study these new words. Learning the meanings of these words is a good study habit and will improve your understanding of this LIFE PAC.

angel (an gel). A messenger from God.

carpenter (car pen ter). Someone who makes things from wood.

dream. Something thought, felt, or seen during sleep.

engaged (en gaged). A promise to marry.

holy (ho ly). Belonging to God.

manger (man ger). A feeding box for the animals.

praise. To worship in words and song.

Savior (sav ior). Jesus Christ.

shepherd (shep herd). A person who watches sheep.

sin. To disobey God.

stable (sta ble). A place where animals are kept.

tax. Money paid by people to the country in which they live.

virgin (vir gin). A pure woman who has not been married.

Special Words

Bethlehem

Holy Spirit

Lord

Christ

Israel

Mary

David

Jesus

Gabriel

Joseph

Nazareth

Note: All vocabulary words in this LIFE PAC appear in **boldface** print the first time they are used. If you are unsure of the meaning when you are reading, study the definitions given.



Choose the correct word to finish each sentence.

loved

Canaan

Benjamin

twelve

- 1.1 Jacob had _____ sons.
- 1.2 Joseph's little brother was named _____.
- 1.3 Jacob made the beautiful coat for Joseph because Jacob _____ Joseph very much.



Find Joseph.

- 1.4 Circle the son that you think is Joseph in the picture below.





The Five Sparrows

Johnny and his father were walking through the marketplace in Bethlehem. The streets were full of people. Men were selling food, animals, baskets, and other things.

Johnny walked up to one of the men and asked, "Please sir, I have two pennies. May I buy a horse?"

"Oh, no," said the man. "Two pennies are not enough for a horse."

Johnny looked up at his father and asked, "Tell me, does our heavenly Father like the horse?"

Johnny's father said, "When a horse falls and hurts his leg, God knows about it. He cares about the horse very much."

Johnny walked over to another man and asked, "Please, sir, I have two pennies. May I buy a sheep?"

"Oh, no," said the man. "Two pennies are not enough for a sheep."

Johnny looked up at his father again. "Father, does God like the sheep?"

"Yes," said Johnny's father. "When one sheep gets lost, God knows about it, He cares for the sheep very much."

Johnny asked another man, "Please, sir, I have two pennies. May I buy a **sparrow**?"

"Yes," said the man. "With two pennies, you can buy five sparrows."

Again, Johnny asked his father, "Does God like a little sparrow?"

"Yes, Johnny. When one sparrow falls to the ground, God knows all about it. He does not forget one of them. And, Johnny, God loves you more than all of the sparrows. Do not be afraid when you are hurt or in trouble. God knows all about it, and He cares for you very much," shared his father.





Choose one of these words to put in the blank in each sentence.
Use those words to complete the crossword puzzle.

1.11

consistent
Jesus

God
sin

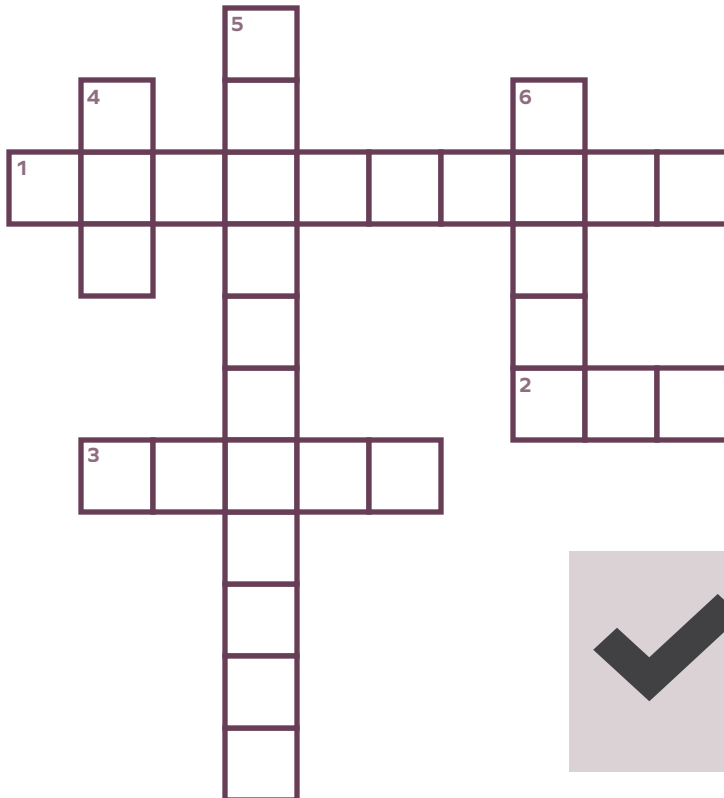
inspiration
years

ACROSS

- The Bible is _____ with one main theme and one main character.
- Salvation means God's loving plan to free people from _____.
- The Bible was written over about 1,600 _____.

DOWN

- _____ is the author of the Bible.
- "All scripture is given by _____ of God..."
- The main character of the Bible is _____.



Teacher check:

Initials _____

Date _____

Papa heard Mama talking and wanted to help Rosa. He said that God had created everyone. Papa told Rosa six ways that God wanted her to treat others.

1. **Serve** others.
2. Show God's love to others.
3. Tell others about Jesus.
4. Share with others.
5. Forgive others.
6. Be kind to others even when they are unkind to you.

Papa told Rosa to go back to school thinking about the ways God wanted her to treat others. Rosa wanted to please her papa, her mama, and God. She said that she would try.



| Rosa thought about the ways God wanted her to treat others.

SELF TEST 1

Each answer = 1 point

Answer *yes* or *no*.

- 1.01 _____ Moses did not help God's people.
- 1.02 _____ Abraham and Sarah had a baby when they were very old.
- 1.03 _____ The New Testament first tells us about Creation.
- 1.04 _____ *Prophecy* means *telling what is going to happen*.
- 1.05 _____ King Solomon was given the gift of great wisdom.
- 1.06 _____ One man wrote the whole Bible.

Draw a line to match the person with what he did.

- | | | | | |
|-------|------------------------------------|---|----|-------------------------|
| 1.07 | God gave King Solomon | ● | a. | was written on scrolls. |
| 1.08 | Abraham's son was | ● | b. | his wish. |
| 1.09 | Shadrach, Meshach,
and Abednego | ● | c. | God's Word. |
| 1.010 | Long ago, the Bible | ● | d. | named Isaac. |
| 1.011 | Scribes copied | ● | e. | walked in the fire. |

Write a word from the list to finish each sentence.

churches	prophet	doctor	Isaac
Jesus'	Abraham	Gospels	life
Commandments			

- 1.012** Matthew and John were _____ friends.
- 1.013** The books of the New Testament were written after the _____ of Jesus.
- 1.014** Luke was a _____ who wrote about Jesus.
- 1.015** The books of Matthew, Mark, Luke, and John are called the _____ .
- 1.016** A man who loved and obeyed God was _____ .
- 1.017** God asked Abraham to sacrifice _____ .
- 1.018** The rules that God gave Moses are called the Ten _____ .
- 1.019** Isaiah was a _____ .
- 1.020** Paul helped start the new _____ .



Write the answers to the questions on the lines.

- 1.021** What would you read in the Gospels? _____

- 1.022** How was Paul called to serve? _____

- 1.023** What are some of the gifts God gives? _____

- 1.024** Why did King Solomon want wisdom? _____



BIBLE

TEACHER'S GUIDE



▶ 3rd Grade

.....

BIBLE 300

Teacher's Guide

LIFEPAC® Overview **5**

BIBLE SCOPE & SEQUENCE | 6

STRUCTURE OF THE LIFEPAC CURRICULUM | 10

TEACHING SUPPLEMENTS | 16

Unit 1: Living for God **23**

ANSWER KEYS | 26

ALTERNATE LIFEPAC TEST | 31

Unit 2: The Life of Jesus Christ **35**

ANSWER KEYS | 39

ALTERNATE LIFEPAC TEST | 45

Unit 3: God's Plan for Joseph **47**

ANSWER KEYS | 53

ALTERNATE LIFEPAC TEST | 57

Unit 4: You Can Use the Bible **61**

ANSWER KEYS | 64

ALTERNATE LIFEPAC TEST | 69

Unit 5: God Takes Care of His People **71**

ANSWER KEYS | 74

ALTERNATE LIFEPAC TEST | 79

STRUCTURE OF THE LIFEPAC CURRICULUM

The LIFEPAC curriculum is conveniently structured to provide one teacher handbook containing teacher support material with answer keys and ten student worktexts for each subject at grade levels two through twelve. The work-text format of the LIFEPACs allows the student to read the textual information and complete workbook activities all in the same booklet. The easy to follow LIFEPAC numbering system lists the grade as the first number(s) and the last two digits as the number of the series. For example, the Language Arts LIFEPAC at the 6th grade level, 5th book in the series would be LAN0605.

Each LIFEPAC is divided into 3 to 5 sections and begins with an introduction or overview of the booklet as well as a series of specific learning objectives to give a purpose to the study of the LIFEPAC. The introduction and objectives are followed by a vocabulary section which may be found at the beginning of each section at the lower levels or in the glossary at the high school level. Vocabulary words are used to develop word recognition and should not be confused with the spelling words introduced later in the LIFEPAC. The student should learn all vocabulary words before working the LIFEPAC sections to improve comprehension, retention, and reading skills.

Each activity or written assignment has a number for easy identification, such as 1.1. The first number corresponds to the LIFEPAC section and the number to the right of the decimal is the number of the activity.

Teacher checkpoints, which are essential to maintain quality learning, are found at various

locations throughout the LIFEPAC. The teacher should check 1) neatness of work and penmanship, 2) quality of understanding (tested with a short oral quiz), 3) thoroughness of answers (complete sentences and paragraphs, correct spelling, etc.), 4) completion of activities (no blank spaces), and 5) accuracy of answers as compared to the answer key (all answers correct).

The self test questions are also number coded for easy reference. For example, 2.015 means that this is the 15th question in the self test of Section 2. The first number corresponds to the LIFEPAC section, the zero indicates that it is a self test question, and the number to the right of the zero the question number.

The LIFEPAC test is packaged at the centerfold of each LIFEPAC. It should be removed and put aside before giving the booklet to the student for study.

Answer and test keys have the same numbering system as the LIFEPACs and appear at the back of this handbook. The student may be given access to the answer keys (not the test keys) under teacher supervision so that he can score his own work.

A thorough study of the Curriculum Overview by the teacher before instruction begins is essential to the success of the student. The teacher should become familiar with expected skill mastery and understand how these grade-level skills fit into the overall skill development of the curriculum. The teacher should also preview the objectives that appear at the beginning of each LIFEPAC for additional preparation and planning.

TEACHING NOTES

MATERIALS NEEDED FOR LIFE PAC

Required

(None)

Suggested

- Bible
- crayons
- water colors
- scissors
- Biblical pictures
- drawing paper
- newsprint
- paste
- light cardboard

ADDITIONAL LEARNING ACTIVITIES

Section 1: Loving and Obeying God

1. Discuss these questions with your class.
 - a. Do you know anyone without children?
 - b. What was the land like where Abraham lived?
 - c. Who will be your descendants?
 - d. Do you think God tests people today?
 - e. What rules do you obey?
 - f. Who do you not obey?
 - g. How do you show love?
2. Have a rabbi speak to the class about Abraham.
3. Make a list of the rules that students feel are to be obeyed at school.
4. Show a film on the life of Abraham.
5. Read more stories about Abraham.
6. Read about Bible times in other books.
7. Write a story about obeying.
8. Make a class presentation of the Abraham story.

Section 2: Loving and Praising God

1. Discuss these questions.
 - a. What missionaries do you know?
 - b. Are missionaries ever put in jail?
 - c. Have you ever been in an earthquake?

2. Enact the story of the girl with Paul and Silas.
3. Draw pictures of the story to be put up in the room.
4. Write more songs of praise.
5. Use hymnals to make a list of hymns praising God.
6. Read more about things that happened to Paul.
7. Make a map of Paul's trips.
8. Find out more about the customs of the people where Paul went. Write the facts in an interesting report to be read in class.

Section 3: Loving and Worshiping God

1. Discuss these questions.
 - a. Why would anyone worship a statue?
 - b. How did the people live who were with Moses?
 - c. Can you find the location of Mount Sinai on the map?
 - d. What do you think it would be like to talk to God as Moses did on the mountain?
2. Study and learn the Ten Commandments.
3. Draw a big map of the trip in the wilderness.
4. Talk about transportation in those days.
5. Discuss the conveniences of today.
6. Discuss being patient and impatient.
7. Write stories about worship of something other than the true God.
8. Read accounts of other religions.

Section 4: Loving and Serving God

1. Discuss these questions with your class.
 - a. How would you feel if you had to pray to a person?
 - b. Is it sometimes easy or hard to do what God wants?
 - c. Do you often have to make decisions about whether to follow God's rules?
 - d. Even if no one else knows, should you follow God's rules?
2. Discuss decisions that everyone has to make about serving God.
3. Write a class story together about serving God.
4. Play questions and answers like a spelling bee about facts from the LIFEPAAC.
5. Help students to write and produce a play about a young person who has to make a decision about obeying God.
6. Develop a program with an announcer telling the public about Daniel and the commotion that occurred. Present the program to the class with some of the members enacting the sequence.

ANSWER KEYS

SECTION 1

- 1.1 miracle
- 1.2 Isaac
- 1.3 Sarah
- 1.4 loved
- 1.5 descendants
- 1.6 loved Him
- 1.7 a sacrifice
- 1.8 a gift for God
- 1.9 love for God
- 1.10 son
- 1.11 lamb or calf
- 1.12 the lamb
- 1.13 God
- 1.14 angel of the Lord
- 1.15 a ram
- 1.16 happy face
happy face
sad face
sad face
happy face
- 1.17 afraid, fearful, sad, surprised
- 1.18 to test his love
- 1.19 dis re re dis
in un in un
- 1.20 1. sacrifice
2. Abraham
3. altar
4. obeyed
5. Isaac
6. test
7. lamb
- 1.21 love, obey
- 1.22 love, obey
- 1.23 love, obey
- 1.24 love, obey

SELF TEST 1

- 1.01 Isaac
- 1.02 lamb
- 1.03 God
- 1.04 obeying God
- 1.05 test
- 1.06 no
- 1.07 yes
- 1.08 yes
- 1.09 no
- 1.010 no
- 1.011 became the real sacrifice
- 1.012 provided a ram for the sacrifice
- 1.013 asked where the lamb was
- 1.014 obeyed God
- 1.015 stopped Abraham from killing his son

LIFEPAC TEST

1. Example: they loved God and knew He would take care of them
2. he loved Him
3. God, the king
4. the golden calf
5. Isaac
6. Moses
7. Daniel
8. Examples: Isaac's birth, earthquake, healing servant girl, Daniel saved from lion's den
9. Lord
10. praise
11. - 14. **Any order:**
11. obey
12. praise
13. worship
14. serve
15. "I was promised to my father and mother by God."
16. "Paul and I sang praises to God in prison."
17. "The Lord saved me from the lions' mouths."
18. "I loved Daniel and didn't want to see him die."
19. "My friends and I were killed by lions."
20. "God gave me power to cast out a bad spirit."
21. "I obeyed God and was willing to sacrifice my only son."
22. "I was healed of a bad spirit."
23. "I talked with God on the mountain."
24. "I wrote many praises to God, and they are now called psalms."
25. son
26. God
27. David
28. praise
29. Moses
30. Worshipping the golden calf
31. The Israelites
32. worship a golden calf

ALTERNATE LIFEPAC TEST

1. Psalms
2. Moses
3. the true God
4. miracle
5. love
6. impatient
7. disobey Him
8. an Israelite
9. Lord
10. Isaac, or his son
11. praise
12. God
13. God
14. loved
15. a golden calf
16. praise
17. mountain
18. lions
19. obey God
20. praise God
21. worship God
22. serve God
23. Aaron—made a golden calf
24. Moses—talked to God on the mountain
25. David—wrote praises to God in psalms
26. Abraham—was willing to sacrifice his son
27. Paul—healed a girl in the name of Jesus
28. jailer—heard about Jesus from Paul and Silas
29. the king—didn't want to see Daniel killed
30. Daniel—was saved from lions by God
31. Silas—sang praises to God in prison with Paul
32. Isaac—promised by God to his father and mother


BIBLE 301

ALTERNATE LIFEPAC TEST

NAME _____

DATE _____

SCORE _____



Each answer = 1 point

Circle the correct words.

1. David wrote praises to God in the Bible Book of _____.
 a. Matthew b. Psalms c. Genesis
2. The leader of the Israelites was _____.
 a. Abraham b. David c. Moses
3. Daniel worshiped _____.
 a. the true God b. a golden calf c. an idol
4. Isaac's birth was a _____.
 a. sacrifice b. miracle c. psalm
5. When you obey God, you are showing your _____.
 a. miracle b. life c. love
6. If you are not willing to wait you are _____.
 a. impossible b. impatient c. inactive
7. One way *not* to show love to God is to _____.
 a. disobey Him b. praise Him c. serve Him
8. Daniel was _____.
 a. Abraham's son b. the king's son c. an Israelite

Write the missing words in the blanks.

- 9. "I will bless the _____ at all times."
- 10. Because he wanted to obey God, Abraham was willing to sacrifice _____ .
- 11. The word *magnify* means to _____ .
- 12. When Paul and Silas were in jail, they praised _____ .
- 13. Daniel chose to pray to _____ .
- 14. Abraham obeyed God because he _____ God.
- 15. When Moses was on the mountain, the Israelites worshiped _____ .
- 16. "His _____ shall continually be in my mouth."
- 17. Sinai was a _____ .
- 18. Daniel was thrown into a den of _____ .

Write the four ways you have learned to show your love to God.

- 19. _____

- 20. _____

- 21. _____

- 22. _____

Draw a line to match the person with what he did.

- | | | | |
|---------------------|---|----|--|
| 23. Aaron | ● | a. | was saved from lions by God |
| 24. Moses | ● | b. | was willing to sacrifice his son |
| 25. David | ● | c. | promised by God to his father and mother |
| 26. Abraham | ● | d. | heard about Jesus from Paul and Silas |
| 27. Paul | ● | e. | healed a girl in the name of Jesus |
| 28. jailer | ● | f. | sang praises to God in prison with Paul |
| 29. the king | ● | g. | wrote praises to God in psalms |
| 30. Daniel | ● | h. | talked to God on the mountain |
| 31. Silas | ● | i. | didn't want to see Daniel killed |
| 32. Isaac | ● | j. | made a golden calf |