

# BIBLE

STUDENT BOOK

▶ **4th Grade**

.....

# BIBLE 401

## HOW CAN I LIVE FOR GOD?

Introduction | **3**

### **1. How Peter Lived for God** ..... **4**

Peter Found Jesus | **6**

Peter Followed Jesus | **10**

Peter Fished for Men | **18**

Peter Fed Sheep | **22**

Self Test 1 | **25**

### **2. How I Can Live for God** ..... **27**

Be Born into God's Family | **28**

Grow as God's Child | **32**

Be Fruitful Through the Spirit | **34**

Self Test 2 | **40**

LIFEPAC Test | **Pull-out**



# GOD'S KNOWLEDGE

How old are you now? How much have you learned in your lifetime? Maybe you know more than you realize for you do not only learn things in school. You have also learned many things in your home and in the world around you.

How much can a person learn in a lifetime? Some people know many things. People who have read a great number of books and been to school for years have **gained** much **knowledge**. No one, however, knows all that they can know. The wisest people always want to know more.

Only God knows everything. God's knowledge covers everything. God's knowledge is above all other knowledge. All knowledge comes from God.

As you study this LIFEPAC®, you will think about God's knowledge. You will begin to understand how God's **marvelous** knowledge helps you live as a child of God.

## Objectives

**Read these objectives.** The objectives tell you what you will be able to do when you have successfully completed this LIFEPAC. Each section will list according to the numbers below what objectives will be met in that section. When you have finished this LIFEPAC, you should be able to:

1. Describe the order in which God created the world.
2. Name three things that prove to you that God loves you.
3. Name five ways of obtaining God's knowledge.
4. Tell how God uses His knowledge to help people.
5. Tell what God's knowledge means in your life.

# 1. THE EVIDENCE OF GOD'S KNOWLEDGE

In this section you will think about God and how He knows you best of all. God **created** our world, and He knows all about the world. You will realize how exciting it is to know our marvelous God who is **allknowing**.

## Objectives

**Review these objectives.** When you have completed this section, you should be able to:

1. Describe the order in which God created the world.
2. Name three things that prove to you that God loves you.

## Vocabulary

**Study these new words.** Learning the meanings of these words is a good study habit and will improve your understanding of this LIFEPAC.

**activity** (ak tiv' u tē). Thing to do.

**amazement** (u māz' munt). Great surprise.

**awe** (ô). A great feeling of wonderment.

**create** (krē āt'). Cause to be; bring into being; make.

**exist** (eg zist'). To live, to be; have life.

**firmament** (fēr' mu munt). The heavens; sky.

**gain** (gān). To increase or to add to the present supply.

**image** (im' ij). Likeness.

**impress** (im pres'). Have a strong effect on the mind or feelings.

**knowledge** (nol' ij). What a person knows.

## Stephen Is Stoned for Being a Christian



Read Acts 7:54 – 60.

The first time that the New Testament mentioned Saul was when the Jews killed a Christian named Stephen. As a **zealous** Pharisee, Saul disliked the Christians. He was present when the Jews stoned Stephen for believing in Jesus.

Those who wanted to stone Stephen couldn't throw rocks with their robes on. They needed someone to watch them and make sure they weren't stolen, so Saul watched their robes as they stoned Stephen to death. While Stephen was being stoned, Saul must have heard him pray, "Behold, I see the heavens opened, and the Son of man standing on the right hand of God." (Acts 7:56) Stephen was talking about seeing Jesus, who called Himself the Son of Man. Saul, however, didn't believe that Jesus was alive. Saul also probably heard Stephen ask God to forgive his killers. Saul was one of those killers that Stephen prayed for because Saul stood by and watched him die.

Even though he was being stoned to death, Stephen showed no fear because he had faith that he would be in heaven with Jesus. As Saul guarded the robes, he probably saw that peaceful look.

Later, as he arrested other Christians and had them killed, Saul must have seen a similar look of peace on the faces of those he was killing. Saul probably had a hard time forgetting the peaceful faces of the dying Christians. Although Saul did not realize it at the time, it was the Holy Spirit helping those Christians through their trials. As the Christians were dying, the Holy Spirit was comforting and reminded them of Jesus' promise that they would be with Him in heaven.



| The stoning of Stephen

Example: 1 John 1 : 9

What You Must Do

“If we confess our sins ,

What God Will Do

He is faithful and just to forgive us our sins and to cleanse us from all unrighteousness.”

Don't expect a promise from God unless you are willing to obey God and do what He asks. Always read carefully before and after the promise to see what you must do.



**Fill in the following chart.** The first one is done for you.

Each of these verses has a promise from God and something for you to do to enjoy God's promise.

- “Cast thy burden upon the Lord, and he shall sustain thee... .” ( Psalm 55:22)
- “Come unto me, all ye that labour and are heavy laden, and I will give you rest.” (Matthew 11:28)
- “...Believe on the Lord Jesus Christ, and thou shalt be saved... .” (Acts 16:31)
- “Honour thy father and mother... That it may be well with thee, and thou mayest live long on the earth.” ( Ephesians 6:2-3)

	VERSE	WHAT YOU MUST DO	GOD'S PROMISE TO YOU
	PSALM 55:22	Cast thy burden upon the Lord.	He shall sustain thee.
1.10	Matthew 11:28	a.	b.
1.11	Acts 16:31	a.	b.
1.12	Ephesians 6:2-3	a.	b.



**Complete this activity.**

- 1.10** Try to imagine what it was like for Jesus to leave a wonderful place like heaven and come down to earth. How do you feel about Jesus' doing that for you? Write Jesus a note telling Him how you feel.

*Dear Jesus,*

*Love,*

**Teacher check:**

Initials \_\_\_\_\_

Date \_\_\_\_\_





Map 2: | The Fertile Crescent



**Complete these activities.**

**1.13** On Map 2

- a. locate the rivers.
- b. locate the Fertile Crescent.

**1.14** The names of the three rivers are written in the left column. Unscramble the words and write the name of the river correctly on the line in the right column.

- |           |                |
|-----------|----------------|
| SIIRTG    | a. _____ River |
| DROJNA    | b. _____ River |
| AEPSEHRUT | c. _____ River |



## What Kind of Person Am I?



Read Proverbs 21:4; Luke 18:10-14; and Matthew 10:29-31.

You do not see yourself as God sees you because you cannot see and think as God does. Studying the Bible can help you to think more as God wants you to. Learning how God looks at you will help you find out more about yourself. Then you can learn how God wants you to feel and think about yourself.

**Proud of who I am. Pride** is one of the feelings that people often have about themselves. Other people feel **worthless**. You will learn why God does not want you to have feelings of pride or worthlessness.

You can show or feel pride in many ways.

Thinking that you are too good to do

certain jobs is having a proud heart. You are proud when you think or say that you are better or smarter than other people. You might be proud and **boast** because of your family. Some people are proud of their possessions.

Sometimes people think they are better than someone else. Do you ever try to make another person look or feel bad? Do you ever say unkind words about someone? Thinking that you are better than another person is wrong. Proud people have trouble showing God's love.

A story is told about a **corporal** who was giving orders to his soldiers. The soldiers were building a fort. The corporal kept shouting at the men, but he did not help them.

A man on horseback came riding by. He jumped off his horse and helped the soldiers. When he was ready to leave, the man asked the corporal, "Why did you not help them?" "Because I am a corporal!" he answered.

The man got back on his horse, and said to the corporal, "My name is George Washington. I will be glad to help your soldiers anytime with any work that you are too proud to do."



| George Washington



## SELF TEST 1

**Match these items** (each answer, 3 points).

- |             |       |           |    |                                  |
|-------------|-------|-----------|----|----------------------------------|
| <b>1.01</b> | _____ | Proverbs  | a. | good people                      |
| <b>1.02</b> | _____ | timeless  | b. | wise saying                      |
| <b>1.03</b> | _____ | fertile   | c. | rich soil                        |
| <b>1.04</b> | _____ | geography | d. | almost waterless                 |
| <b>1.05</b> | _____ | desert    | e. | Bible verses                     |
| <b>1.06</b> | _____ | Canaan    | f. | no beginning nor end             |
|             |       |           | g. | Holy Land                        |
|             |       |           | h. | study of earth and what is on it |

**Write the letter of the correct answer on the line** (each answer, 4 points).

- 1.07** The best way to find God's knowledge is by \_\_\_\_\_ .  
 a. going to college      b. reading your Bible      c. asking a friend
- 1.08** A way to receive knowledge from God is to \_\_\_\_\_ .  
 a. sit under a tree      b. look at the stars      c. study His Word
- 1.09** Begin Bible study with \_\_\_\_\_ .  
 a. prayer      b. a glass of milk      c. a good book
- 1.010** God's principles are \_\_\_\_\_ .  
 a. basic truths      b. a story      c. Psalms
- 1.011** Bible writers knew things before scientists discovered them because \_\_\_\_\_ .  
 a. they studied rocks      b. they read a lot      c. God told them
- 1.012** Thomas Aquinas wrote laws to prove that \_\_\_\_\_ .  
 a. water flows downhill      b. God exists      c. man is wise
- 1.013** The greatest wonder God created is \_\_\_\_\_ .  
 a. the sun      b. the oceans      c. the human body



# BIBLE

TEACHER'S GUIDE

## ▶ 4th Grade

.....

# BIBLE 400

## Teacher's Guide

### **LIFEPAC® Overview** **5**

---

BIBLE SCOPE & SEQUENCE | 6

STRUCTURE OF THE LIFEPAC CURRICULUM | 10

TEACHING SUPPLEMENTS | 16

### **Unit 1: How Can I Live for God?** **23**

---

ANSWER KEYS | 26

ALTERNATE LIFEPAC TEST | 31

### **Unit 2: God's Knowledge** **35**

---

ANSWER KEYS | 38

ALTERNATE LIFEPAC TEST | 45

### **Unit 3: Saul Begins to Live for God** **47**

---

ANSWER KEYS | 50

ALTERNATE LIFEPAC TEST | 55

### **Unit 4: The Bible and Me** **59**

---

ANSWER KEYS | 61

ALTERNATE LIFEPAC TEST | 67

### **Unit 5: God Cares for Us** **71**

---

ANSWER KEYS | 73

ALTERNATE LIFEPAC TEST | 79

## GOAL SETTING AND SCHEDULES

Each school must develop its own schedule, because no single set of procedures will fit every situation. The following is an example of a daily schedule that includes the five LIFEPAC subjects as well as time slotted for special activities.

### Possible Daily Schedule

8:15	-	8:25	Pledges, prayer, songs, devotions, etc.
8:25	-	9:10	Bible
9:10	-	9:55	Language Arts
9:55	-	10:15	Recess (juice break)
10:15	-	11:00	Math
11:00	-	11:45	History & Geography
11:45	-	12:30	Lunch, recess, quiet time
12:30	-	1:15	Science
1:15	-		Drill, remedial work, enrichment*

**\*Enrichment:** *Computer time, physical education, field trips, fun reading, games and puzzles, family business, hobbies, resource persons, guests, crafts, creative work, electives, music appreciation, projects.*

Basically, two factors need to be considered when assigning work to a student in the LIFEPAC curriculum.

The first is time. An average of 45 minutes should be devoted to each subject, each day. Remember, this is only an average. Because of extenuating circumstances a student may spend only 15 minutes on a subject one day and the next day spend 90 minutes on the same subject.

The second factor is the number of pages to be worked in each subject. A single LIFEPAC is designed to take 3 to 4 weeks to complete. Allowing about 3-4 days for LIFEPAC introduction, review, and tests, the student has approximately 15 days to complete the LIFEPAC pages. Simply take the number of pages in the LIFEPAC, divide it by 15 and you will have the number of pages that must be completed on a daily basis to keep the student on schedule. For example, a LIFEPAC containing 45 pages will require 3 completed pages per day. Again, this is only an average. While working a 45 page LIFEPAC, the student may complete only 1 page the first day if the text has a lot of activities or reports, but go on to complete 5 pages the next day.

Long range planning requires some organization. Because the traditional school year originates in the early fall of one year and continues to late spring of the following year, a calendar should be devised that covers this period of time. Approximate beginning and completion dates can be noted on the calendar as well as special occasions such as holidays, vacations and birthdays. Since each LIFEPAC takes 3-4 weeks or eighteen days to complete, it should take about 180 school days to finish a set of ten LIFEPACs. Starting at the beginning school date, mark off eighteen school days on the calendar and that will become the targeted completion date for the first LIFEPAC. Continue marking the calendar until you have established dates for the remaining nine LIFEPACs making adjustments for previously noted holidays and vacations. If all five subjects are being used, the ten established target dates should be the same for the LIFEPACs in each subject.

## INSTRUCTIONS FOR BIBLE

The LIFEPAC curriculum from grades two through twelve is structured so that the daily instructional material is written directly into the LIFEPACs. The student is encouraged to read and follow this instructional material in order to develop independent study habits. The teacher should introduce the LIFEPAC to the student, set a required completion schedule, complete Teacher checks, be available for questions regarding both content and procedures, administer and grade tests, and develop additional learning activities as desired. Teachers working with several students may schedule their time so that students are

assigned to a quiet work activity when it is necessary to spend instructional time with one particular student.

The Teacher Notes section of the handbook lists the required or suggested materials for the LIFEPACs and provides additional learning activities for the students. The materials section refers only to LIFEPAC materials and does not include materials which may be needed for the additional activities. Additional learning activities provide a change from the daily school routine, encourage the student's interest in learning and may be used as a reward for good study habits.

# TEACHING NOTES

## MATERIALS NEEDED FOR LIFE PAC

### Required

- Bible

### Suggested

- none

## ADDITIONAL LEARNING ACTIVITIES

### Section 1: How Peter Lived for God

- Discuss these questions with your class.
  - What was Linda and Leonard's class studying?
  - Where had Linda's uncle been digging?
  - What did Linda's uncle find?
  - What did Linda's uncle pretend?
  - What would Hali's diary have been written on?
  - How did John introduce Jesus?
  - How were lambs used?
  - Who was Andrew's brother?
  - What did Jesus call Simon?
  - Does Jesus know your name?
  - Does Jesus know your parents?
  - What name did Jesus give Simon?
  - What did the name *Peter* mean?
  - What body of water is near the town of Bethsaida?
  - What did Jesus tell Simon, Peter, and Andrew?
  - What do you think "fishing for men" meant?
  - Why did Peter obey Jesus?
  - How did Jesus feed the crowd of five thousand?
  - What did Jesus do when he went to the mountain?
  - Who walked on the water?
  - What happened when Peter took his eyes off Jesus?
  - How many disciples did Jesus have?
  - How many times did Peter think you should forgive someone?
  - How many times did Jesus say you should forgive someone?



# ANSWER KEYS

## SECTION 1

- 1.1** a. Lamb of God  
 b. two  
 c. followed Jesus  
 d. Andrew  
 e. Simon Peter  
 f. brought Peter to Jesus  
 g. gave Simon a new name  
 h. a stone  
 i. take away sin  
 j. Jesus takes away sin.
- 1.2** Map activity  
 Teacher check
- 1.3** a. Interviews will vary.  
 b.
- 1.4** a. Interviews will vary.  
 b.
- 1.5** Letters will vary.
- 1.6** Teacher check
- 1.7** Answers will vary.
- 1.8** Answers will vary
- 1.9** a. Matthew                      g. Peter  
 b. James                         h. Andrew  
 c. John                            i. Bartholomew  
 d. Philip                         j. James  
 e. Thomas                       k. Thaddaeus  
 f. Judas                         l. Simon
- 1.10** "And forgive us our debts  
 as we forgive our debtors"  
Matthew 6:12
- 1.11** d  
**1.12** b  
**1.13** a
- 1.14** c
- 1.15** Verse: Acts 2:21  
 See 1.16 for wording.
- 1.16** "Whosoever shall call on the name of the  
 Lord shall be saved."
- 1.17** Accounts will vary.
- 1.18** Across  
 1. Lamb  
 4. Bethsaida  
 6. men  
 Down  
 2. Andrew  
 3. forgiveness  
 5. sin
- 1.19** a. foun     tain  
 b. quar     ter  
 c. win     dow  
 d. Lin     da  
 e. for     give  
 f. af     ter  
 g. san     dal  
 h. fol     low
- 1.20** a. wor     ship  
 b. touch     ing  
 c. truth     ful  
 d. mean     while  
 e. breath     less  
 f. al     though  
 g. no     where

**LIFEPAC TEST**

1. g
2. e
3. i
4. j
5. d
6. c
7. f
8. h
9. a
10. b
11. false
12. true
13. true
14. false
15. false
16. false
17. true
18. true
19. true
20. true
21. a follower of a leader like Jesus
22. doing wrong
23. he took his eyes off Jesus
24. cleansed or forgiven
25. ruler of the Jews
26. doers
27. confess
28. forgive
29. pray
30. everyone
31. a. deceive
32. c. forgiveness
33. b. owed
34. c. forgive
35. b. pray
36. Any four; any order:  
a. love  
b. joy  
c. peace  
d. longsuffering  
or gentleness, goodness, faith,  
meekness, temperance
37. Galatians 5:22-23

**ALTERNATE LIFEPAC TEST**

1. b
2. j
3. f
4. k
5. d
6. e
7. i
8. h
9. c
10. a
11. Example:  
Faith is belief or trust.
12. Example:  
We should be sorry about our sins and  
confess our sins to God.
13. true
14. false
15. true
16. true
17. true
18. false
19. false
20. true
21. false
22. true
23. b. Lamb of God
24. c. men
25. a. feet
26. b. Peter
27. c. disciple
28. a. even our enemies
29. repents
30. forgiveness
31. Word
32. pray
33. brother
34. sheep (lambs)
35. obey
36. forgive


# BIBLE 401

## ALTERNATE LIFEPAC TEST

**NAME** \_\_\_\_\_

**DATE** \_\_\_\_\_

**SCORE** \_\_\_\_\_



**Match these items** (each answer, 2 points).

- |           |              |                               |
|-----------|--------------|-------------------------------|
| 1. _____  | Uncle Gerald | a. asked about forgiveness    |
| 2. _____  | Andrew       | b. archeologist               |
| 3. _____  | Bethsaida    | c. doesn't want any to perish |
| 4. _____  | Jesus        | d. introduced Jesus           |
| 5. _____  | John         | e. made bronze serpent        |
| 6. _____  | Moses        | f. Peter's hometown           |
| 7. _____  | Nicodemus    | g. wrote in a diary           |
| 8. _____  | Holy Spirit  | h. produces fruit             |
| 9. _____  | the Lord     | i. ruler of the Jews          |
| 10. _____ | Peter        | j. Peter's brother            |
|           |              | k. the Lamb of God            |

**Answer these questions** (each answer, 5 points).

11. What is faith? \_\_\_\_\_

\_\_\_\_\_

\_\_\_\_\_

12. What does *repent* mean? \_\_\_\_\_

\_\_\_\_\_

\_\_\_\_\_

**Write true or false** (each answer, 2 points).

13. \_\_\_\_\_ Jesus is called the Lamb of God because He can take away sin.
14. \_\_\_\_\_ Matthew brought Peter to Jesus.
15. \_\_\_\_\_ Jesus wanted His disciples to become fishers of men.
16. \_\_\_\_\_ Peter could not walk on the water because his faith was too little.
17. \_\_\_\_\_ Jesus told Nicodemus the story of Moses and the bronze serpent.
18. \_\_\_\_\_ Other people know you are Jesus' disciple because you say you are.
19. \_\_\_\_\_ God wants the good people to be saved and the bad people to perish.
20. \_\_\_\_\_ The first four fruits of the Spirit that are listed are love, joy, peace, and longsuffering.
21. \_\_\_\_\_ We must forgive people forty-nine times.
22. \_\_\_\_\_ Peter's hometown was Bethsaida.

**Write the correct letter and answer on each line** (each answer, 3 points).

23. John called Jesus the \_\_\_\_\_ .  
a. Lion of God            b. Lamb of God            c. Crown of God
24. Jesus called Peter and his brother to fish for \_\_\_\_\_ .  
a. fish                            b. whales                            c. men
25. Jesus washed the disciples' \_\_\_\_\_ .  
a. feet                            b. hands                            c. faces
26. Three thousand people repented when \_\_\_\_\_ preached at Pentecost.  
a. Stephen                            b. Peter                            c. disciple
27. Another name for one of the followers of Jesus is \_\_\_\_\_ .  
a. Apostle                            b. martyr                            c. disciple
28. Jesus taught that we should love \_\_\_\_\_ .  
a. even our enemies            b. only our relatives            c. only those who love us

**Complete these sentences** (each answer, 4 points).

29. Joy is in heaven when a sinner\_\_\_\_\_ .
30. When you sin, you should be sorry and ask God for\_\_\_\_\_ .
31. A Christian grows by reading and following God's\_\_\_\_\_ .
32. The first thing to do for a friend who needs to find Jesus is to \_\_\_\_\_ for the friend.
33. Peter was brought to Jesus by his\_\_\_\_\_ .
34. After Jesus arose from the dead, He asked Peter to feed His \_\_\_\_\_ .
35. Hearing God's Word is not enough. We must also \_\_\_\_\_ God's Word.
36. If we forgive others, Jesus will also \_\_\_\_\_ us.